

California Paint Stewardship Program FY2019 Annual Report (July 1, 2018 – June 30, 2019)



SUBMITTED TO

Scott Smithline, Director
Department of Resources Recycling and Recovery
1001 I Street, Sacramento, CA 95814

SUBMITTED BY

Jeremy Jones
West Coast Program Manager
(415) 590-0259
jjones@paint.org

PaintCare Inc.
901 New York Ave. NW
Washington, DC 20001
(855) 724-6809
November 1, 2019

CONTENTS

Section 1. Contact Information	5
Section 2. Executive Summary	6
A. California Paint Stewardship Law and Annual Report	6
B. Year Seven Program Highlights	7
B1. Sites and Services	7
B2. Collection Volume	7
B3. Operations	8
B4. Outreach and Education	8
Section 3. Program Outline	9
A. Paint Drop-Off Sites and Services	9
A1. Site Types	9
A2. Site Configuration	12
B. Paint Transportation and Processing	12
B1. Paint Transportation	12
B2. Latex Paint Processing	13
B3. Oil-Based Paint Processing	14
B4. Container Recycling	14
C. Best Management Practices for Drop-Off Sites	14
C1. Site Training and Guidelines	14
C2. Site Visits	15
C3. Paint Collection Bins	15
C4. Paint Acceptance Limits	15
C5. Scheduling Bin Pick-Ups	16
D. Coordination with Existing HHW Programs and Retailers	16
D1. HHW Programs and Solid Waste Facilities	16
D2. Retailers	16
Section 4. Description of Goals and Activities	17
A. Program Goals	17
B. Program Convenience	17
B1. Convenience Level	18
B2. Site Maps	19
C. Paint Sales	24
D. Paint Processed and Recovery Rate	24
E. Methodology for Determining Volumes	26
F. Paint Disposition and Processors	26

G.	Transportation and Processing Audit Program	29
Section 5.	Financing Mechanism	31
A.	Financing Mechanism	32
A1.	PaintCare Fee	32
A2.	Total Program Cost	32
A3.	Capital Costs	32
A4.	Cost per Capita	32
A5.	Cost per Gallon	33
A6.	Education/Outreach	33
A7.	End-of-Life Materials Management	33
A8.	Administrative Costs	34
A9.	Surplus Funding	34
A10.	Five-Year Projection	36
B.	Reserves Policy	38
C.	Investment Activity	39
D.	Formation of Limited Liability Companies	39
Section 6.	Education and Outreach	40
A.	Signage Displayed to Customers	41
B.	Written Materials for Contractors and Consumers	42
B1.	Fulfillment of Orders for Written Materials	42
B2.	Translations	42
B3.	Additional Fact Sheets for Stakeholders	43
C.	Promotional Materials/Activities Explaining Product Stewardship	43
C1.	Press Releases and Earned Media	43
C2.	Social Media	43
C3.	Commercial Radio, Audio Streaming, and Podcasts	45
C4.	Public Radio	45
C5.	Print Advertising	45
C6.	Video	46
C7.	Digital Advertising	47
C8.	Joint Outreach Projects with Local Government	48
C9.	Annual Webinar	49
D.	Website	49
Monthly Website Traffic from California	50	
E.	Awareness Survey	50
Section 7.	Audits	52

Appendix A. PaintCare Drop-Off Sites and Services	54
Appendix B. Independent Financial Audit	104
Appendix C. Outreach Materials	120
Appendix D. Retail Guidelines	137
Appendix E. Registered Manufacturers	157
Appendix F. Density Targets	167
Appendix G. Expenses and Revenue Evaluation	174

Section 1. Contact Information

Regulatory Citation

Title 14. Division 7. Chapter 11. Article 2. Architectural Paint Recovery Program.

Section 18954. Annual Report Compliance Criteria.

(a) The annual report must contain the following:

(1) Contact information. Identify the manufacturer or stewardship organization responsible for the annual report submittal. Stewardship organizations shall include an updated list of participating manufacturers and any updates to their respective contact information per §18952(a)(2).

Stewardship Organization

PaintCare Inc., a non-profit 501(c)(3) organization, was formed to serve as the representative stewardship organization of architectural paint manufacturers to fulfill their obligations under the California Paint Stewardship Law. PaintCare was created by the American Coatings Association, the primary trade association of the paint and coatings industry. PaintCare's Board of Directors consists of eleven non-paid representatives of architectural paint manufacturers.

PaintCare representation is open to all architectural paint manufacturers.

A current list of participating manufacturers and their mailing addresses is included in the appendix.

Section 2. Executive Summary

Regulatory Citation

Title 14, Chapter 11. Article 2. Architectural Paint Recovery Program

Section 18954. Annual Report Compliance Criteria.

(a) The annual report must contain the following:

(2) Executive Summary. The purpose of the Executive Summary is to provide a broad understanding of the manufacturer or stewardship organization's program as a whole and to put into context the data and information that will follow. Provide a brief description of the manufacturer or stewardship organization's architectural paint recovery efforts during the reporting period pursuant to PRC §48705(a). This may include anticipated steps, if needed, to improve performance and a description of challenges encountered during the reporting period and how they will be addressed. This may also include a description of paint container management and market development activities if the manufacturer or stewardship organization has chosen to engage in those activities.

A. California Paint Stewardship Law and Annual Report

In September 2010, Governor Schwarzenegger signed Assembly Bill 1343 (Huffman), the California Paint Stewardship Law. This law requires manufacturers of architectural paint to develop and implement a program to reduce the generation of postconsumer architectural paint, promote the reuse of postconsumer architectural paint, and to provide a system for the management of postconsumer architectural paint in an environmentally sound manner that includes collection, transportation, processing, recycling, and proper disposal.

The California program began October 19, 2012. PaintCare, on behalf of participating paint manufacturers, submits an annual report to the California Department of Resources Recycling and Recovery (CalRecycle). Annual reports cover the period July 1 – June 30. As prescribed in Section 48700 of the California Public Resources Code and further detailed in Title 14, Section 18954 of the California Code of Regulations, the information submitted in an annual report shall be organized according to this standard outline:

- (A) Contact Information
- (B) Executive Summary
- (C) Program Outline
- (D) Description of Goals and Activities Based on the Stewardship Plan
- (E) Financing Mechanism
- (F) Education and Outreach
- (G) Audits

B. Year Seven Program Highlights

B1. Sites and Services

- Provided 766 year-round paint drop-off sites consisting of paint retailers, municipal household hazardous waste (HHW) facilities, solid waste transfer stations, and other voluntary locations to create a network of convenient paint drop-off points in California. The program provided access to a year-round site within 15 miles for 98.5% of the state's population, exceeding the target of 90%.
- Managed paint from 323 HHW drop-off events at 202 locations. PaintCare also planned, promoted, and held 13 paint-only drop-off events. Paint-only event locations were chosen to provide recycling opportunities in areas with either high local demand or limited access based on existing locations.
- In 2018 and 2019, PaintCare increased rural convenience and strengthened partnerships with county programs by adding year-round HHW, transfer station, or landfill drop-off sites in Calaveras, Colusa, Kern, Placer, Riverside, Tulare and Siskiyou counties.
- Provided 560 large volume pick-ups (LVP) from businesses, institutions, and others that had accumulated more than 200 gallons of paint at their sites. The number of LVPs increased by 11%. In addition, provided recurring large volume pick-up (RLVP) services to 63 sites, up from 60 last year.
- In the wake of the sudden closure of all Orchard Supply Hardware stores (84 program sites), PaintCare redoubled its efforts to recruit new sites — adding 20 new retail sites statewide.

B2. Collection Volume

- Collected and processed 3,888,244 gallons of postconsumer paint, of which 93% was reused, recycled back into paint or another product, or used for a purpose other than landfill disposal; 47% of the paint came through retail and other non-municipal sites and services; 53% came from municipal sites and services.
- Reuse volume continued to increase. PaintCare increased its outreach to recruit new reuse sites, as well as support for the HHW facilities, reuse stores, and paint recyclers that made paint available to the public for reuse. As of June 30, 2019, PaintCare had 35 reuse partners, three more than last year.
- The program recycled approximately 2,435 tons of plastic and metal paint cans.

B3. Operations

- Conducted a grant program that awarded \$100,000 to a paint recycler seeking to develop new methods of recycling latex paint that cannot be recycled back into paint. The winning recycler, Visions, is using its grant to advance a line of products made partially from unwanted latex paint towards commercialization.
- Restructured operational procedures and contracts to allow paint reuse to occur at paint-only events.
- Expanded a working relationship with the Mattress Recycling Council (operator of California's mattress stewardship program) to plan, promote and offer cooperative drop-off events. PaintCare also explored a similar event partnership with Carpet America Recovery Effort (administrator of the California carpet stewardship program).
- Continued efforts to establish partnerships with municipal and county programs through engagement at conferences, ESJPA (rural counties) and HHW information exchange meetings, in-person site visits, and conference calls.
- This year, PaintCare began a targeted effort soliciting input from stakeholders on paint reuse, with the aim of understanding what measures PaintCare could take to encourage highest and best use of collected paint through increased reuse.

B4. Outreach and Education

- Continued the comprehensive outreach campaign to educate consumers on the program, the amount and purpose of the PaintCare fee, and convenient recycling opportunities, while also promoting buying the right amount of paint and using up leftovers.
- Held a year-long structured dialogue with CalRecycle addressing recommendations received in response to the FY2018 annual report. CalRecycle and PaintCare used their monthly meeting to review strategies and expenditures for increasing reuse and recycling rates, improving drop-off site performance, and enhancing program convenience where needed.

Section 3. Program Outline

Regulatory Citation

Title 14. Division 7. Chapter 11. Article 2. Architectural Paint Recovery Program

Section 18954. Annual Report Compliance Criteria.

(a) The annual report must contain the following:

(3) Program Outline. Describe the paint stewardship program, including information on the following topics:

(A) A description of the methods used to collect, transport, and process postconsumer architectural paint, by type, in California.

(B) Description of how each consumer of architectural paint in California had an opportunity to recycle and properly manage their postconsumer paint on a state-wide basis, including the number, location, and type of collection points located in the state.

(C) Description of best management practices followed by service providers that are acting as collection points, which may include any training that the manufacturer or stewardship organization provided or required of service providers to ensure proper collection and management of postconsumer paint.

(D) A statement that the manufacturer or stewardship organization coordinated with existing household hazardous waste collection programs and retailers as potential collection points per Section 18953(a)(3)(E) and (F) during the reporting period.

A. Paint Drop-Off Sites and Services

A1. Site Types

PaintCare continued to grow its paint collection system in both urban and rural communities. The sites and services used to collect paint from the public include the following:

- Paint retailers, including paint, hardware, and building supply stores
- HHW collection facilities and events
- Solid waste transfer stations, recycling centers, and landfills
- Material reuse stores (e.g., Habitat for Humanity Restores)
- Paint-only drop-off events
- Large volume pick-up service for sites that have accumulated more than 200 gallons of postconsumer paint (most commonly painting contractors) [Note: Sites that receive a single or infrequent pick-up (less than 3 per year) are referred to as “large volume pick-ups” (LVP), while sites that receive pick-ups on an ongoing basis are called “recurring large volume pick-up” (RLVP) sites.]
- Partnership with door-to-door HHW programs

PaintCare had 766 year-round drop-off sites in California at the end of the year. For the purpose of defining convenience, PaintCare defines a site (including an event site) by its physical address and considers it to be “year-round” if the site is open at least one day per month, every month of the year. Sites that are open less frequently are considered supplemental sites. Sites that close permanently or stop participating in the PaintCare program during the year are also considered supplemental and are noted as being partial-year only.

The program managed paint from 323 HHW drop-off events, held 13 paint-only drop-off events, partnered with 16 door-to-door collection programs, had 99 other supplemental sites, completed 560 LVP appointments, and served 63 RLVP sites.

Paint-only event locations were chosen to provide recycling opportunities in underserved areas with either high local demand or limited access based on existing drop-off locations. In lieu of holding a paint-only event, PaintCare also consults with communities on alternative means of paint recovery, such as LVP/RLVP services.

The following tables summarize PaintCare sites and services during the year, with a comparison to the previous two years.

SUMMARY OF PAINTCARE DROP-OFF SITES AND SERVICES

Year-Round Sites

Site Type or Service	Year 5 FY2017	Year 6 FY2018	Year 7 FY2019
Paint Retailers	628	650	580
HHW Facilities	115	120	120
Transfer Stations	33	33	42
Landfills	3	3	4
Recycling Centers	5	4	4
Other Sites	6	5	5
Paint Recyclers	6	6	5
Reuse Stores	6	5	5
HHW Event Site	1	1	1
Total	803	827	766

Supplemental Sites and Services

Site Type or Service	Year 5 FY2017	Year 6 FY2018	Year 7 FY2019
HHW Events	313	331	323
Large Volume Pick-Ups	313	505	560
Recurring Large Volume Pick-Up Sites	52	60	63
Door-to-Door Programs	16	16	16
Seasonal HHW Facilities	9	8	9
PaintCare Paint-Only Events	10	11	13
Paint Retailers (partial-year only)	9	9	89
Other Sites (partial-year only)	1	2	1

[Notes regarding the tables above: (1) Only stand-alone door-to-door programs are counted in the table above. While PaintCare also partners with HHW facilities that also host door-to-door operations, such as the city of Folsom, they are not included in the Door-to-Door Programs category to avoid counting multiservice HHWs twice. (2) The Other Sites category in the top table includes fire stations, municipal public works yards, and other

miscellaneous types of paint drop-off sites that do not fall into the primary categories. The Other Sites category in the bottom table is a catch-all category for sites other than retail stores that closed or left the program during the year. As such closures rarely occur, they are grouped together to keep the table compact.]

The locations of the year-round sites, supplemental sites, and LVP/RLVP sites are shown in the maps in section 4 of the report. A full list of all sites and door-to-door program partners is provided in the appendix.

A2. Site Configuration

All PaintCare drop-off sites accept both latex paint and oil-based paint. LVP/RLVP sites may also manage both latex and oil-based paint through PaintCare, but with some limits on oil-based paint volumes.

Retail drop-off sites and paint-only drop-off events accept paint from both residents and qualifying businesses, while HHW programs, transfer stations, and some other locations may limit participation to their normal service area and customers, which may or may not include businesses. LVP/RLVP sites may be households, businesses, or others (i.e., government agencies or nonprofits).

PaintCare pays for paint collection bins, training materials, transportation of paint from the site, and paint processing for all drop-off and LVP/RLVP sites. Spill kits are also provided to most sites. PaintCare also negotiates payment for additional services with HHW sites, transfer stations, and some other sites. Additional services include:

- Paint reuse
- Latex paint reprocessing
- Oil-based paint bulking
- Internal transportation (from remote sites to a primary location)

B. Paint Transportation and Processing

B1. Paint Transportation

PaintCare employed two main haulers for statewide transportation services: Clean Harbors Environmental Services and Stericycle Environmental Services. PaintCare also worked with select haulers that held existing contracts with HHW programs, such as Veolia Environmental Services, Waste Management, and Visions Paint — and worked with Acrylatex to service some of the LVP customers. Several HHW programs also provided transportation services for PaintCare.

Haulers schedule pick-up appointments in two ways: (1) by request as needed or (2) on a set schedule (e.g., every Monday). Haulers are responsible for delivery of empty collection bins and program supplies and for picking up full bins from drop-off sites. Haulers provide

PaintCare all data on the transportation and processing of PaintCare products taken from all sites to their final destination. Shipments of PaintCare products from HHW facilities that have partnered with PaintCare are arranged between the facilities and haulers, typically to coincide with the sites' regular shipments of other HHW. Contracted haulers and their downstream processors are subject to audit by PaintCare.

Various paint collection containers are used in the program. Most drop-off sites pack paint cans into cubic yard bins. A few sites pack paint cans into 55-gallon drums and large shipping containers (20 cubic yards or larger), and some bulk (pour off) paint into drums. Full collection bins of commingled paint (latex and oil-based paint cans in the same collection container) are transported to the haulers' facilities for sorting by type. From there, latex paint is transported to a latex paint recycler and oil-based paint is transported to downstream processors. Collection containers of paint sorted by type at drop-off sites (typically by HHW programs) are either shipped to the haulers' facilities for transportation efficiency or are shipped directly to downstream processors.

Containers are shipped using either a bill of lading or a hazardous waste manifest as appropriate.

B2. Latex Paint Processing

The following describes how latex paint was processed:

Reuse. Reuse programs generally screen for paint containers that are at least 50% full and in good condition and give them away free or sell them to the local community.

Recycled Paint. The largest portion of latex paint was used to manufacture recycled-content paint by HHW programs (also referred to as "reprocessing" in this report) and private paint recyclers. The following HHW programs reprocessed paint during the year: Kern, Lake, Mendocino, Salinas Valley, San Bernardino, Santa Cruz, San Rafael, San Francisco, and Sonoma. Recycled paint was given away to the local community by HHW programs and sold through domestic and international markets by private recyclers.

Decorative Ground Cover. A small portion of hardened latex paint was used by Acrylatex Coatings & Recycling in Azusa, CA, to create a product sold as a decorative ground cover. The product is made by grinding dried paint into small pieces, and then finished with colorant and a protective coating.

Concrete Products. A portion of latex paint was used by Visions Environmental in Oroville, CA, as a raw material to manufacture retaining wall blocks, landscape stones, and parking stops for passenger and commercial vehicles.

Energy Recovery. A portion of latex paint was processed by Amazon Environmental in Riverside, CA, by combining with sawdust to create a biomass fuel for a California-based cement kiln.

Alternative Daily Cover. The County of Santa Cruz used a small portion of latex paint as a component of alternative daily cover (ADC) for their landfill.

Disposal. Dry and unusable latex paint was sorted by Acrylatex, Visions, and GDB International and sent to various permitted landfills.

B3. Oil-Based Paint Processing

The following describes how oil-based paint was processed:

Reuse. Reuse programs generally screen for paint containers that are at least 50% full and in good condition and give them away free or sell them to the local community.

Energy Recovery. The majority of oil-based paint was processed via energy recovery at the following facilities: Ash Grove Cement Company in Chanute, KS; Green America in Hannibal, MO; and Rineco in Benton, AR.

Incineration. A portion of the oil-based paint was used as a fuel in the incineration process at Clean Harbors' facilities in Kimball, NE; El Dorado, AR; La Porte, TX; and Aragonite, UT.

B4. Container Recycling

Downstream paint processors and HHW programs sent empty metal and plastic paint containers for recycling when possible. Commodity market conditions have an impact on the extent to which container recycling is feasible.

The program recycled approximately 2,435 tons of plastic and metal paint cans, roughly equivalent to the previous year.

C. Best Management Practices for Drop-Off Sites

PaintCare has contract agreements with all its drop-off sites, as well as door-to-door programs, and RLVP sites. For municipal sites that do not operate their own sites, PaintCare contracted either directly with the municipality or with their site operator.

PaintCare requires all sites to be staffed during operating hours, store PaintCare products in a secure location, and follow all procedures covered in site trainings and PaintCare site guidelines.

C1. Site Training and Guidelines

With the exception of HHW programs for which it is optional, all other sites received an on-site, in-person training. These sites receive a binder that includes program guidelines, a training presentation, record-keeping forms, and signage. The binder is required to be kept on-site and readily available. The training and guidelines cover.

- Identification of program and non-PaintCare products
- Acceptable containers
- Whom to accept paint from and how much
- Screening procedure for Very Small Quantity Generators (VSQGs) and the required log form
- Proper storage
- Spill response procedures and reporting requirements
- How to schedule a pick-up
- Required paperwork and retention schedules

Variations of these guidelines are provided to retail stores, reuse stores, transfer stations, RLVP sites, and others. The current version of the retail sites guidelines is in the appendix. The training presentation can be found in [PaintCare's FY2018 California Annual Report](#).

Retailers and other non-HHW drop-off sites are not allowed to accept PaintCare products without original labels or not in original containers. However, HHW programs often receive unlabeled containers and products not in their original containers in the course of normal operations and have the skills and tools to identify whether the material is an acceptable program product.

C2. Site Visits

Drop-off sites received site visits throughout the year by PaintCare regional coordinators to check on operations, answer questions, and provide additional program outreach materials. PaintCare has six regional coordinators in California.

C3. Paint Collection Bins

Drop-off sites are equipped with collection bins in which to store PaintCare products, with sites required to ship a minimum of two bins unless otherwise granted an exception by PaintCare. Sites are required to keep collection bins in a secure location that is not directly accessible to the public. Depending on the location of the bins, and preference of the site, PaintCare supplies two types of bins: fiber bins (made of corrugated cardboard) and reusable bins (plastic).

C4. Paint Acceptance Limits

PaintCare requires sites to accept at least 5 gallons of paint per customer per day. Some drop-off sites voluntarily accept more than 5 gallons; many accept up to 20 gallons per customer. A few stores accept up to 100 gallons, while some recyclers, transfer stations, and HHW sites accept unlimited volumes of latex paint.

C5. Scheduling Bin Pick-Ups

All drop-off sites are advised to order a bin pick-up before they reach their storage capacity. Sites in urban areas receive pick-ups within five business days of a request; sites in rural areas receive pick-ups within ten business days. Many sites in high volume areas have also been placed on an automatic pick-up schedule.

D. Coordination with Existing HHW Programs and Retailers

D1. HHW Programs and Solid Waste Facilities

PaintCare continued its efforts to partner with all HHW programs. During the program year, PaintCare added a permanent HHW facility in Tulare County and maintained all existing partnerships. Though not mentioned in the previous annual report, Calaveras and Placer counties also added HHW facilities to the program in late FY2018. In addition, as of the submission of this report, Modoc County has finalized its contract with PaintCare and will add its four HHW facilities as drop-off sites in FY2020. Kings County is the only county HHW program that has expressed interest but has yet to complete a contract. Imperial County has chosen not to collect paint at their HHW facility and refers its residents and businesses to local PaintCare retail locations.

The program also added non-HHW sites at solid waste facilities in Colusa, Kern, Riverside and Siskiyou counties.

D2. Retailers

PaintCare maintains a comprehensive list of California paint retailers including independent and corporate stores. PaintCare recruits new sites through in-person site visits and coordination with corporate contacts at paint retailers. This year saw the closure of all Orchard Supply Hardware stores (approximately 100 in California), 84 of which were PaintCare drop-off sites. In addition, 6 other retail drop-off sites left the program. When a store closes or moves, PaintCare staff works with haulers, corporate contacts and store staff to ensure an orderly transition. In the wake of the Orchard Supply Hardware closures, PaintCare redoubled its site recruiting efforts, resulting in 20 new retail sites this year.

Section 4. Description of Goals and Activities

Statutory Citation

Title 14. Division 7. Chapter 11. Article 2. Architectural Paint Recovery Program

Section 18954. Annual Report Compliance Criteria.

(a) The annual report must contain the following:

(4) Description of goals and activities based on the stewardship plan. State goals from the approved stewardship plan, the baseline from which goals were measured, and report on achievement during the reporting period. Describe any adjustments to goals stated in the approved stewardship plan that may be made for the upcoming reporting period and accompanying rationale for those changes. The annual report must include quantitative information and discussion on the following categories pursuant to PRC §48705(a) and PRC §48703(d):

(A) The total volume of architectural paint sold, by type, in the state during the preceding reporting period.

(B) The total volume of postconsumer architectural paint recovered, by type, in the state during the preceding reporting period.

(C) Disposition of postconsumer paint collected, by type and by estimated volume, including name(s) and corporate address(es) for contracted processors for each

A. Program Goals

The California Paint Stewardship Law requires PaintCare to establish goals to reduce the generation of postconsumer paint, to promote the reuse of postconsumer paint, and for the proper end-of-life management of postconsumer paint, based on current household hazardous waste program information.

This section of the report addresses architectural paint recovery and recycling goals. Section 6 (Education and Outreach) addresses postconsumer paint reduction and reuse goals.

B. Program Convenience

As described in the Program Plan, to ensure adequate collection coverage, Geographic Information System (GIS) modeling was used determine the number and distribution of drop-off sites needed to provide a convenient program. A report detailing updates to the GIS modeling was included in the appendix of the 2016 annual report. The following convenience criteria were applied and resulted in a goal of 750 drop-off sites:

Distribution Criterion. To provide statewide coverage, establish sites within 15 miles of 90% of the state's population.

Density Criterion. To address densely populated areas, provide an additional site for every 50,000 residents of an Urbanized Area, as defined by the U.S. Census Bureau.

For transfer stations, HHW sites and events in California, PaintCare continually updates defined service areas for each location (typically confined to a city or county). Only those residents within a 15-mile radius (the "distribution" criterion) of each location, and that are also within a given location's known service area, are counted. Service area updates may produce slight changes in the distribution criterion results from year to year.

PaintCare, with the help of Dewberry, a professional services firm with expertise in geographic mapping and analysis, developed-ESRI based tools to conduct geographical information system (GIS) analysis in-house at PaintCare. Population is based on the US Census Bureau decennial (2010) Census Block level data.

B1. Convenience Level

California had a fair number of HHW programs prior to implementation of the PaintCare program. However, service levels varied across the state, and many HHW programs did not accept paint (and other hazardous waste) from businesses. With the addition of more than 600 additional year-round paint drop-off sites, PaintCare has made it significantly more convenient to recycle paint in the state, especially for businesses.

The combination of additional year-round drop-off sites (primarily paint retailers) and partnerships with the existing year-round HHW programs provided a site within 15 miles of 98.5% of the state's population – satisfying the distribution target of the program. When including supplemental sites and events in the distribution analysis, population coverage increases to 99.3%.

The density criterion applies to Urbanized Areas with a population of 50,000 or greater – there are 57 such areas in California. Four of the larger Urbanized Areas have been subdivided into smaller regions to better manage and understand local convenience levels, increasing the number of areas to 73. GIS modeling determined the target number of sites needed within each area.

In 51 of the 73 areas, the program is meeting the density criterion targets. PaintCare showed progress by meeting the target in Visalia and narrowing the shortfall in the Riverside-San Bernardino area. When including supplemental sites in the analysis, 66 of 73 areas meet the targets. The details for each area, including the target number of sites and density coverage levels at the end of the year are included in the appendix.

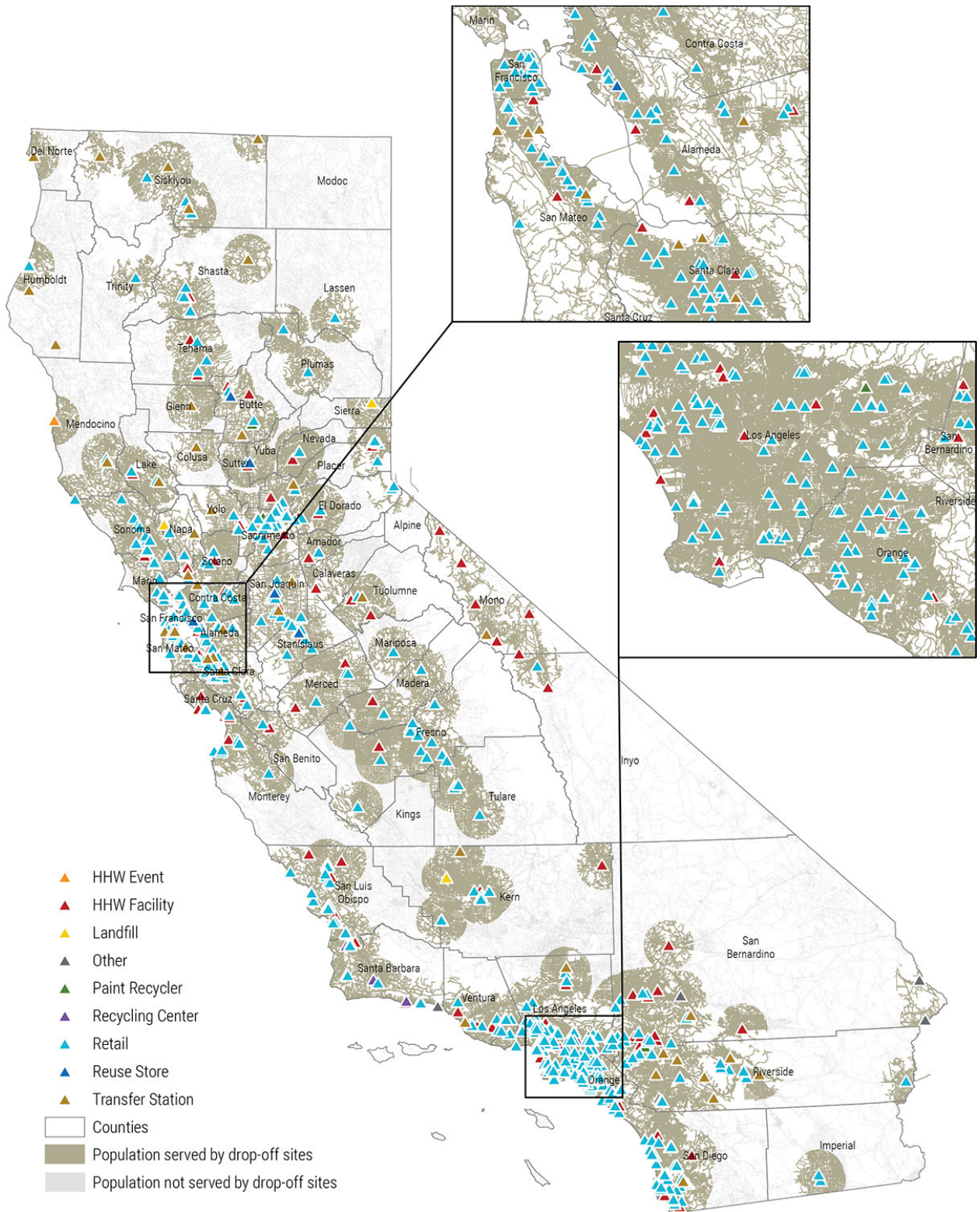
Southern California has the most urbanized areas in need of additional sites. A new regional coordinator position was created in 2018 to focus on enhancing program convenience in eastern Los Angeles, Kern, Kings, San Bernardino and Tulare counties.

B2. Site Maps

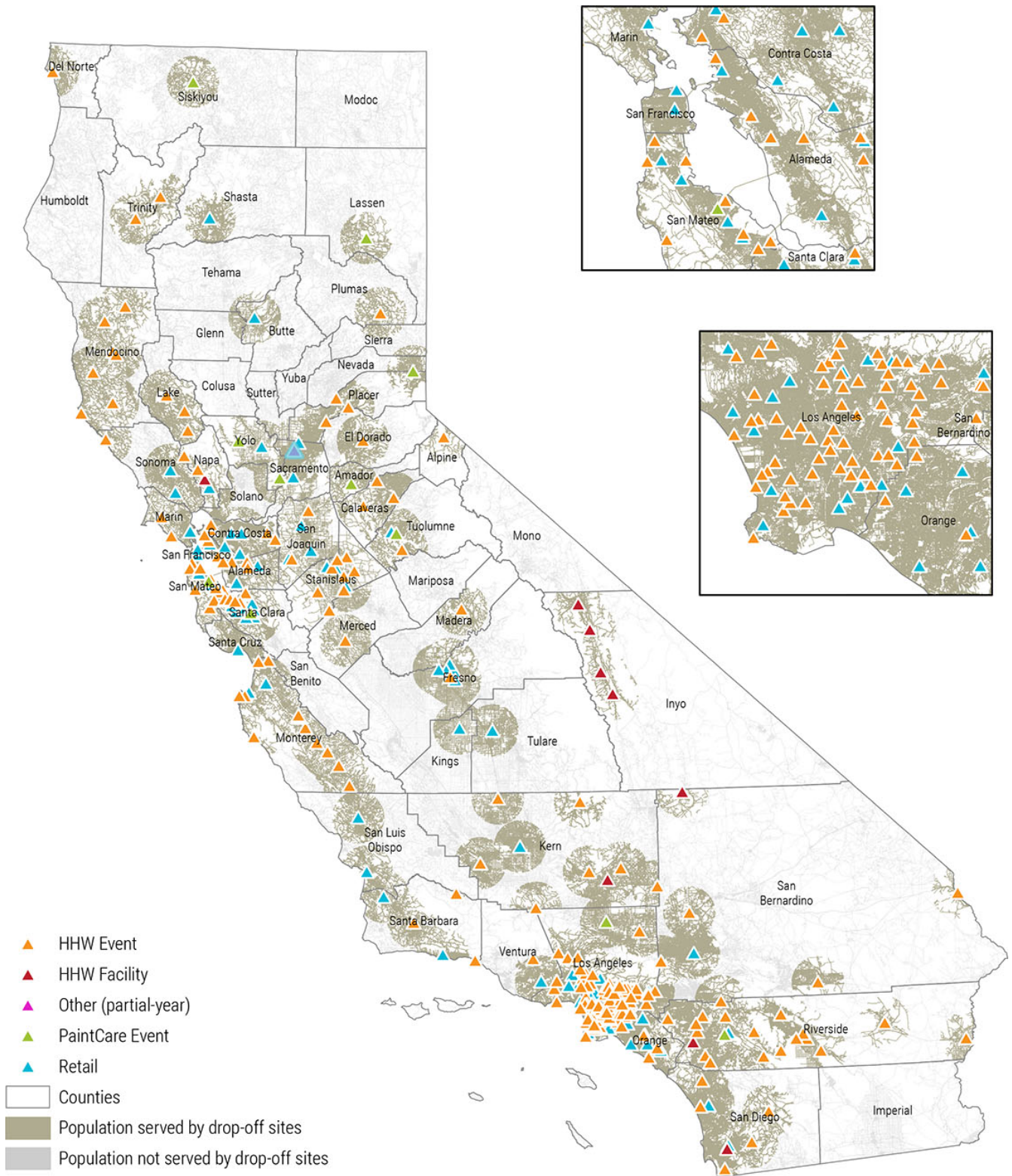
Section 3 of this report described the number and types of paint drop-off sites offered by the program. The maps on the following pages show their locations. Appendix Section A includes a list of sites used to generate these maps with site types and city names.

- Map 1 shows the locations of year-round drop-off sites and their service areas within a 15-mile radius.
- Map 2 shows the locations of supplemental sites and their service areas within a 15-mile radius.
- Map 3 shows both year-round and supplemental sites and their service areas within a 15-mile radius.
- Map 4 shows the locations of LVP and RLVP sites. Though the LVP/RLVP service provides tremendous convenience for its users, these sites are not included in any convenience analysis because they are not public drop-off sites and therefore do not add to the program's convenience level for the general public. Similarly, door-to-door programs are also not included in any convenience analysis, nor are they included in any map since we do not track their service area.

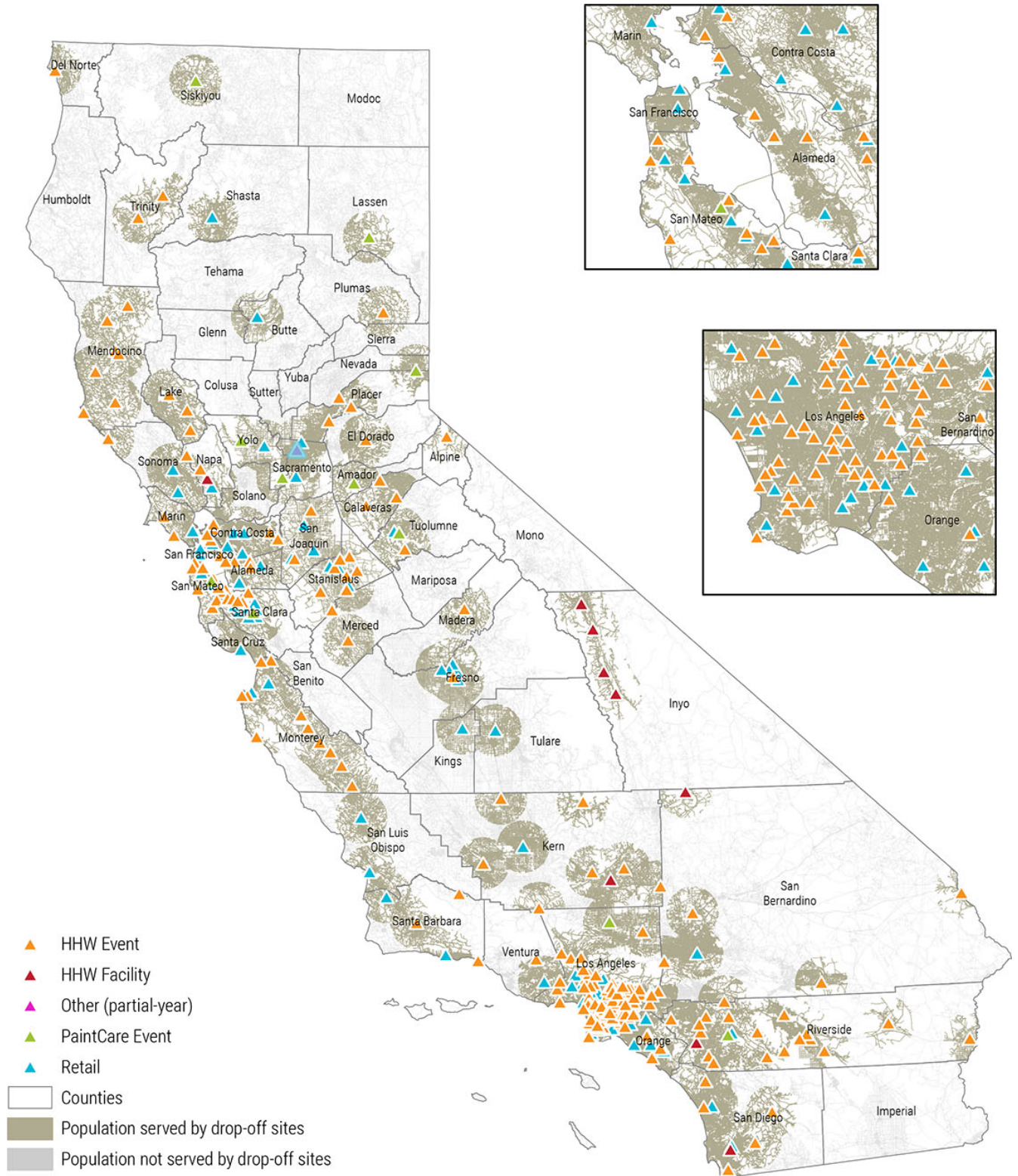
Map 1. Year-Round Drop-Off Sites



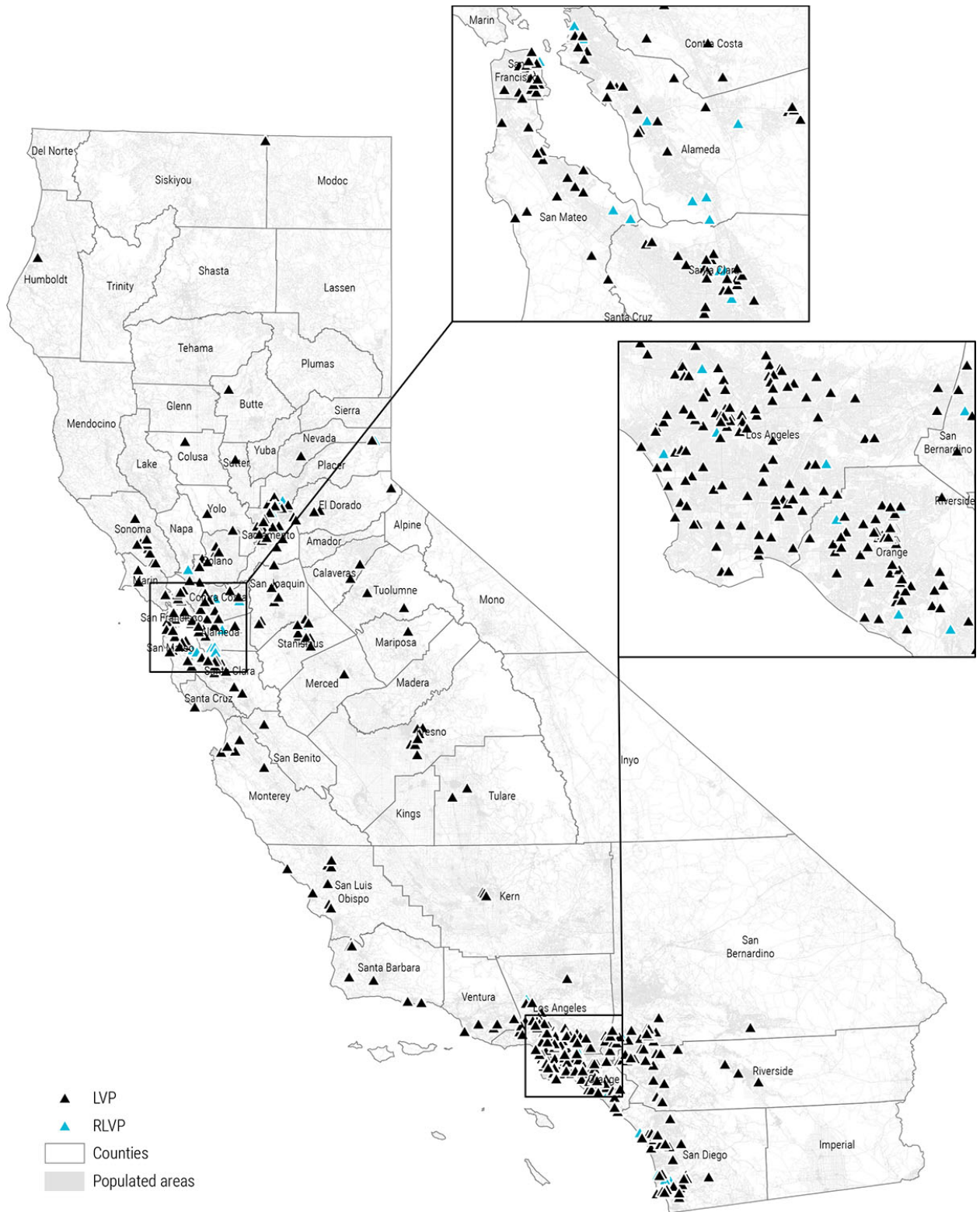
Map 2. Supplemental Drop-Off Sites



Map 3. Year-Round and Supplemental Drop-Off Sites



Map 4. Large Volume Pick-Up Sites



C. Paint Sales

The volume of architectural paint sold in the year was just over 70 million gallons, a small decrease from the previous year. The following table shows paint sales, broken out by container size categories, in the last five program years.

Paint Sales

Container Size	Year 3 FY2015 Gallons	Year 4 FY2016 Gallons	Year 5 FY2017 Gallons	Year 6 FY2018 Gallons	Year 7 FY2019 Gallons	Year 7 FY2019 Percent
Half pint or smaller	39,346	39,560	32,586	27,412	29,839	<1
Larger than half pint to less than 1 gallon	2,580,108	2,757,695	2,536,965	2,423,459	2,270,114	3
1 Gallon	23,339,626	24,010,339	24,508,395	23,232,726	22,690,523	32
Larger than 1 gallon up to 5 gallons	39,749,115	42,610,335	43,166,625	45,474,525	45,048,420	64
Total Gallons	65,700,195	69,417,929	69,244,571	71,158,122	70,038,896	100

D. Paint Processed and Recovery Rate

A total of 3,888,244 gallons of postconsumer architectural paint was processed during the year. A small portion of paint collected during the year has not yet been processed and is not included in this report's processing and disposition figures; a gap in the time between collection and processing occurs every year but generally balances out from year to year.

Due in part to the closure of Orchard Supply Hardware in 2018 (resulting in the loss of 84 retail drop-off locations), year seven results show a similar paint collection volume. The following tables provide the breakdown of the volume of paint processed by type and the recovery rate for each of the past five years. Recovery rate is the volume of paint collected and processed divided by the volume of paint sold in the same year. The first table also shows year-over-year changes in the volume of paint processed.

Gallons Processed

Description	Year 3 FY2015	Year 4 FY2016	Year 5 FY2017	Year 6 FY2018	Year 7 FY2019
Oil-Based Paint Processed, Gallons	456,079	498,277	622,417	650,988	666,519
Latex Paint Processed, Gallons	2,258,228	2,628,775	2,841,732	3,230,925	3,221,725
Total Paint Processed, Gallons	2,717,307	3,127,052	3,464,149	3,881,913	3,888,244
Increase over Prior Year, Gallons	701,610	409,745	337,097	417,764	6,331
Increase over Prior Year, Percent	35%	15%	11%	12%	<1%

Recovery Rates

Description	Year 3 FY2015	Year 4 FY2016	Year 5 FY2017	Year 6 FY2018	Year 7 FY2019
Total Paint Processed, Gallons	2,717,307	3,127,052	3,464,149	3,881,913	3,888,244
Paint Sold, Gallons	65,700,195	69,417,929	69,244,571	71,158,122	70,038,896
Recovery Rate, Percent	4.1%	4.5%	5.0%	5.5%	5.6%

This year, 53% of paint processed came from municipal programs (this includes HHW facilities and events, as well as municipal Transfer stations and other municipal sites that collect paint). Paint from retail stores made up 37% of the volume, LVP/RLVPs claimed a 6% share, paint recyclers received 3% and paint-only drop-off events accounted for 1% as shown in the following table:

Latex Paint Management

Site Type	Percent
HHW Program	51
Retail	37
LVP	6
Paint Recycler	3
Transfer Station	2
Paint Only Event	1

E. Methodology for Determining Volumes

PaintCare was provided aggregate data by each service provider for total paint reused and processed.

For haulers, one of two methods were applied: (1) For data where the weight of paint processed was provided by recyclers to haulers, packaging weight assumptions were made by each hauler and removed from the total weights. Next, a conversion factor of 10 pounds per gallon was applied to weight data to obtain volume. (2) For data where actual volume of paint processed was provided by recyclers to haulers, no conversions were applied, and volume was reported without modification.

For HHW programs that reprocessed latex paint, data provided to PaintCare was the volume of paint reprocessed and given out to the public. If the paint was not given away in the year, even if reprocessed during the year, it was not counted in the year.

For reuse programs, data was calculated one of the following two ways: (1) containers larger than 1 quart and at least 50% full were counted and, then converted to gallons by assuming an average fullness of 75%; or, (2) containers of any size and fullness were measured and reported in gallons using an accepted methodology (with documentation provided to PaintCare upon request).

F. Paint Disposition and Processors

PaintCare contracts for processing and proper end-of-life management of all PaintCare products either directly or through the program's haulers. In addition, to support the waste hierarchy of reduce, reuse, recycle, PaintCare encourages and provides financial compensation for reuse and reprocessing.

As described previously, paint was managed in the following ways:

Latex Paint. Reuse, recycled paint, decorative ground cover, concrete products, energy recovery, alternative daily landfill cover (ADC), and disposal.

Oil-Based Paint. Reuse, energy recovery, incineration.

The following tables show latex and oil-based paint disposition for the most recent and previous two years:

Summary of Paint Management

Latex Paint

Disposition	Year 5 Gallons	Year 5 %	Year 6 Gallons	Year 6 %	Year 7 Gallons	Year 7 Percent
Reuse	131,740	5	125,669	4	125,604	4
Recycled Paint	1,875,586	66	2,274,397	70	2,290,516	71
Decorative Ground Cover	4,844	<1	6,320	<1	7,547	<1
Concrete Products	146,022	5	179,913	6	169,086	5
Energy Recovery	509,210	18	423,646	13	393,006	12
ADC	6,300	<1	1,907	<1	1,125	<1
Disposal	168,030	6	219,073	7	234,841	7
Total Latex	2,841,732	100	3,230,925	100	3,221,725	100

Oil-Based Paint

Disposition	Year 5 Gallons	Year 5 %	Year 6 Gallons	Year 6 %	Year 7 Gallons	Year 7 Percent
Reuse	17,184	3	16,181	2.5	16,775	3
Energy Recovery	261,994	42	311,884	48	368,844	55
Incineration	343,239	55	322,923	49.5	280,900	42
Total Latex	622,417	100	650,988	100	666,519	100

The following lists provide the names and addresses of paint processors that managed PaintCare paint during the year.

Latex Paint Processors

- Acrylatex Coatings & Recycling, Inc., 1000 W Kirkwall Rd, Azusa, CA 91702
- Amazon Environmental, Inc., 5101 Raley Blvd, Sacramento, CA 95838
- Amazon Environmental, Inc., 779 Palmyrita Ave, Riverside, CA 92507
- GDB International, Inc., 6775 Speedway Blvd, Las Vegas, NV 89115
- Visions Environmental, LLC, 4801 Feather River Blvd #20, Oroville, CA 95965
- Visions Paint Recycling, Inc., 4105 S Market Ct Ste A, Sacramento, CA 95834
- Visions Paint Recycling, Inc., 4481 Kilzer Ave, McClellan AFB, CA 95652
- Waste Management, 4785 Elati St Ste 7, Denver, CO 80216

Oil-Based Paint Processors

- Clean Harbors Environmental Services (Kimball Facility), 2247 South Hwy 71, Kimball, NE 69145
- Clean Harbors Environmental Services (Deer Park Facility), 2027 Independence Pkwy S, La Porte, TX 77571
- Clean Harbors Environmental Services (Aragonite Facility), 11600 North Aptus Road, Aragonite, UT 84029
- Clean Harbors Environmental Services (El Dorado Facility), 309 American Circle, El Dorado, AR 71730
- Ash Grove Cement Company, 1801 North Santa Fe Ave, Chanute, KS 66720
- Green America, 10107 MO-79, Hannibal, MO 63401
- Rineco, 819 Vulcan Rd, Benton, AR 72015

G. Transportation and Processing Audit Program

PaintCare has established procedures for monitoring both haulers and processing facilities that manage materials in connection with the PaintCare program.

PaintCare monitors its haulers to help ensure they meet certain requirements. Current examples of such requirements include:

- The hauler must possess all permits and licenses required under applicable law for the services they will perform for PaintCare.
- The hauler must have a satisfactory carrier safety rating from the U.S. Department of Transportation.
- The hauler must have an emergency response plan in place for addressing spills and other emergencies that may occur in the course of performing services for PaintCare.
- The hauler must carry appropriate liability insurance, including environmental insurance for any hauler that will transport hazardous materials in connection with the PaintCare program.

PaintCare's haulers are responsible for vetting and selecting processing facilities that will achieve the best mix of cost and processing results for PaintCare products, emphasizing highest best use. PaintCare requires that all processing facilities meet certain minimum eligibility criteria to process materials in connection with the PaintCare program. Current examples of such criteria include:

- All processing facilities must possess valid permits for all activities to be performed by the processing facility in connection with the PaintCare program.
- All processing facilities must be in good standing with all applicable regulatory agencies regarding the processing activities to be carried out in connection with the PaintCare program.
- All processing facilities must conform to industry-standard safety protocols, including appropriate staff training, emergency response procedures, and recordkeeping as mandated by OSHA or as otherwise required by applicable law.
- All processing facilities must carry appropriate insurance, including environmental insurance for any processing facility that will process hazardous materials in connection with the PaintCare program.

PaintCare further requires that its haulers periodically audit/review all processing facilities used to process materials in connection with the PaintCare program to ensure that each such facility maintains compliance with PaintCare's eligibility criteria.

Finally, PaintCare also takes steps to independently verify the information reported to PaintCare by the haulers relating to processing facility compliance. These steps may include:

- An independent review of a processing facility by a third party;
- Periodic on-premises reviews of processing facilities by PaintCare staff, with a focus on assurance of data integrity through an examination of a facility's process flow and data tracking procedures;
- Digital data review by PaintCare staff to verify the integrity of reported data.

Section 5. Financing Mechanism

Regulatory Citation

Title 14. Division 7. Chapter 11. Article 2. Architectural Paint Recovery Program

Section 18954. Annual Report Compliance Criteria.

(a) The annual report must contain the following:

(5) Financing Mechanism. The annual report shall include the total cost of implementing the architectural paint stewardship program and an evaluation of how the program's funding mechanism operated, including whether or not the funding was sufficient to recover, but not exceed, the administrative, operational, and capital costs of the manufacturer or stewardship organization's program. Include a statement that any surplus funds are put back into the program to reduce the costs of the program, including the assessment amount. Any proposed change in the amount of the architectural paint stewardship assessment must be submitted to the department for re-approval (see §18952. Submittals). If a manufacturer or stewardship organization conducts activities that are separate from the implementation and management of the California paint stewardship program, then the annual report shall include documentation on how the collection and expenditure of assessment funds shall be kept separate from other activities of the manufacturer or stewardship organization and the methodology for distribution of shared costs. Consistent with PRC §48705(a)(5), the annual report shall include the following:

- (A) Assessment amount per container
- (B) Total program cost
- (C) Capital costs
- (D) Cost(\$)/capita
- (E) Cost(\$)/gallon collected
- (F) Education/Outreach (% of total program cost)
- (G) End-of-life materials management (% of total program cost, with line items for reuse, transportation, recycling, fuel incineration, and proper disposal)
- (H) Program administration (% of total program cost, including annual administrative fee for service payments to the department)
- (I) Surplus funding, if any, and how it will be applied to reduce program costs

A. Financing Mechanism

PaintCare maintained its financing mechanism and fully covered the cost of continuing to implement the program through the year. The funding system places an assessment (PaintCare fee) on every container of architectural paint sold in California. The fees were set at a rate to cover but not exceed the cost of implementing the California program.

Reserves have been accumulated, due to delays that took place in the first two years to sign up HHW programs. Due to unanticipated site closures and investment activity gains, reserves increased this year. Based on current projections, the program is likely to use a portion of its surplus in FY2020 and in subsequent years.

A1. PaintCare Fee

The program utilizes the following approved fee structure.

PaintCare Fees

Container Size	Fee (\$)
Half pint or smaller	0.00
Larger than half pint to smaller than 1 gallon	0.35
1 gallon	0.75
Larger than 1 gallon up to 5 gallons	1.60

A2. Total Program Cost

Total program cost for the year was \$33,619,394

The independent financial audit of the California PaintCare program (referred to in the financial audit by its formal name, the California Architectural Paint Recovery Program) is in the appendix. Detailed information on program costs are included in the audit.

A3. Capital Costs

There were no capital costs during the year.

A4. Cost per Capita

The cost per capita for the year was \$0.84.

Cost per capita was calculated using the California Department of Finance estimate of 2018 California population of 39,810,000.

A5. Cost per Gallon

The cost per gallon (of paint processed) during the year was \$8.65, compared to \$8.93 in the previous year. Note that PaintCare reports and uses processed volume in its calculation, rather than collected volume, because not all paint collected during the year is delivered to a processor and/or processed during the same year.

A6. Education/Outreach

Education/outreach cost for the year was \$3,394,905 – 10% of total program costs.

A7. End-of-Life Materials Management

Transportation cost for the year was \$3,431,137 – 10% of total program costs.

Processing cost for all disposition methods was \$19,229,945 for the year – 57% of total program costs.

Actual cost broken down by specific disposition is not available due to the format of transport and processing vendors' contract pricing, which maximizes (and charges the program for) highest-best use, generally considered to be paint-to-paint recycling at this time.

The costs for each disposition method are estimated below:

Disposition Method	Estimated Cost (\$)	% of Total Program Cost (\$33,619,394)
Recycled Paint	11,619,986	35
Energy Recovery	3,828,927	11
Incineration	1,461,034	4
Disposal	1,191,369	3.5
Concrete Products	857,788	2.5
Reuse	227,806	1
Decorative Ground Cover	38,287	0.1
Alternative Daily Landfill Cover (ADC)	4,748	<0.1
Total	19,229,945	57

A8. Administrative Costs

Administrative costs (also called indirect costs or corporate expenses) are those that are shared by all jurisdictions that have passed a paint stewardship law, such as salaries for DC-based corporate staff who work on activities for all states. Other examples of corporate expenses include construction of data management systems, legal fees, and general communications.

The corporate allocation for each PaintCare jurisdiction is the proportion of its population relative to the population of all PaintCare jurisdictions combined. California's share of the corporate activity allocation was 64%. Administrative costs were \$2,855,647 or 8.5% of total program costs.

Service payments to CalRecycle are not presented as an administrative expense in the audited financial statements, but rather as a direct California operational expense. Payment to CalRecycle was \$224,526 or <1% of total program costs.

A9. Surplus Funding

The net assets of the California program at the end of the year were \$49,412,293. Net assets are also referred to as reserves. The following tables summarize program revenue and expenses for five years.

Financial Summary

Revenue

Revenue Category	Year 3 FY2015 (\$)	Year 4 FY2016 (\$)	Year 5 FY2017 (\$)	Year 6 FY2018 (\$)	Year 7 FY2019 (\$)
Containers larger than half pint to smaller than 1 gallon	3,594,786	3,860,774	3,551,751	3,392,842	3,178,125
1-Gallon containers	17,455,472	18,007,754	17,631,296	17,424,545	17,017,850
Containers larger than 1 gallon up to 5 gallons	12,783,768	13,635,307	13,813,320	14,551,848	14,415,479
Total revenue	33,834,027	35,503,835	34,996,367	35,369,235	34,611,454

Expenses

Expense Category	Year 3 FY2015 (\$)	Year 4 FY2016 (\$)	Year 5 FY2017 (\$)	Year 6 FY2018 (\$)	Year 7 FY2019 (\$)
Paint processing	14,195,520	17,013,461	18,387,814	19,592,350	19,229,945
Paint transportation	2,509,534	3,025,499	3,339,063	3,497,224	3,431,137
Collection supplies and support	2,304,347	2,816,791	3,025,711	3,088,154	3,134,671
Communications	3,859,330	5,175,408	3,753,494	3,449,964	3,394,905
Personnel, professional fees, and other	1,056,546	1,107,429	1,189,429	2,184,444	1,348,562
State administration fees	355,509	403,490	154,935	167,633	224,526
Allocation of corporate activity	1,964,196	2,635,625	2,554,998	2,679,071	2,855,647
Total expenses	26,244,985	32,177,703	32,405,697	34,658,841	33,619,394

Other

Description	Year 3 FY2015 (\$)	Year 4 FY2016 (\$)	Year 5 FY2017 (\$)	Year 6 FY2018 (\$)	Year 7 FY2019 (\$)
Allocation of investment activity	62,378	1,002,625	1,728,879	1,380,251	2,567,226
Change in net assets (revenue less expenses)	7,651,420	4,328,757	4,319,547	2,090,645	3,559,286
Net assets, beginning of year	27,462,632	35,114,052	39,442,809	43,762,356	45,853,001
Net assets, end of year	35,114,052	39,442,809	43,762,356	45,853,001	49,412,286

Reserve Level

Description	Year 3 FY2015	Year 4 FY2016	Year 5 FY2017	Year 6 FY2018	Year 7 FY2019
Reserves (% of Annual Expenses)	134%	123%	135%	132%	147%

A10. Five-Year Projection

Using observations from the Oregon program, which continued to process more paint each year until its ninth year, PaintCare believes that volume in California will also continue to increase. Also, PaintCare observed this year that paint collections increased, even with a stable number of HHW sites and the loss of 84 Orchard Supply Hardware drop-off sites. The status of reserves and their use is reviewed below, with projections based on the following assumptions:

- Program revenue remains approximately the same as FY2019. Data from recent years indicates a neutral revenue trend, with only slight annual fluctuations.
- PaintCare will continue to try to increase the number of drop-off sites each year to meet convenience targets, resulting in increased cost of collection, transportation and processing.
- The cost of collection, processing, and transportation is projected to increase by 6% in FY2020 due to an increase in collection volume and an increase in the cost of collection, transportation and processing; and by an estimated 2-4% per year in FY2021-FY2024 for the same reasons.
- Future gains or losses due to investment allocation cannot be precisely forecast. However, assuming neutral revenue from paint sales and increasing expenses, even if investment allocation is substantially higher than projected, reserves would still be projected to diminish, only at a slower rate.

PaintCare continues to monitor the reserves balance closely, knowing that revenue and expenses need to be balanced over the coming years to stabilize the projected annual decline in net assets, and to maintain the target reserve amount of 100%. Current projections foresee that reserves will decline in FY2020 and each year thereafter, nearing the target amount by FY2024. See also Evaluation of PaintCare Program Expenses and Revenue in section G of the appendix.

Five Year Projection

Projection of Revenue

Revenue Category	Actual FY2019 (\$)	FY2020 (\$)	FY2021(\$)	FY2022 (\$)	FY2023 (\$)	FY2024 (\$)
Containers larger than half pint to smaller than 1 gallon	3,178,125	3,165,102	3,165,102	3,165,102	3,165,102	3,165,102
1-Gallon containers	17,017,850	16,961,126	16,961,126	16,961,126	16,961,126	16,961,126
Containers larger than 1 gallon up to 5 gallons	14,415,479	14,353,644	14,353,644	14,353,644	14,353,644	14,353,644
Total revenue	34,611,454	34,479,872	34,479,872	34,479,872	34,479,872	34,479,872

Projection of Expenses

Expense Category	Actual FY2019 (\$)	FY2020 (\$)	FY2021 (\$)	FY2022 (\$)	FY2023 (\$)	FY2024 (\$)
Paint processing	19,229,945	20,311,455	20,717,684	21,546,392	21,977,320	22,416,866
Paint transportation	3,431,137	3,710,695	3,784,909	3,936,306	4,015,032	4,095,332
Collection supplies and support	3,134,671	3,341,431	3,408,260	3,544,590	3,615,482	3,687,792
Communications	3,394,905	3,500,000	3,500,000	3,500,000	3,500,000	3,500,000
Personnel, professional fees, and other	1,348,562	1,242,138	1,357,112	1,389,110	1,422,229	1,456,507
State administration fees	224,526	240,000	240,000	240,000	240,000	240,000
Allocation of corporate activity	2,855,647	3,026,736	3,087,271	3,149,016	3,211,996	3,276,236
Total expenses	33,619,394	35,372,456	36,095,236	37,305,414	37,982,059	38,672,733

Projection of Other

Description	Actual FY2019 (\$)	FY2020 (\$)	FY2021 (\$)	FY2022 (\$)	FY2023 (\$)	FY2024 (\$)
Allocation of investment activity	2,567,226	0	0	0	0	0
Change in net assets (revenue less expenses)	3,559,287	(892,583)	(1,615,363)	(2,825,541)	(3,502,186)	(4,192,860)
Net assets, beginning of year	45,853,001	49,412,286	48,519,703	46,904,340	44,078,799	40,576,614
Net assets, end of year	49,412,286	48,519,703	46,904,340	44,078,799	40,576,614	36,383,754

Projection of Reserve Level

Description	Actual FY2019	FY2020	FY2021	FY2022	FY2023	FY2024
Reserves (% of Annual Expenses)	147%	137%	130%	118%	107%	94%

B. Reserves Policy

Reserves represent the accumulated surplus (cash and investments) of PaintCare’s programs. The reserves provide each program with a balance that is sufficient to pay its bills in times of either higher than expected paint collection (higher expenses), lower than expected paint sales (lower revenue), or a combination of the two.

PaintCare’s Reserves Policy has a target reserve as a percentage of annual expenses. It also sets a range with minimum and maximum thresholds. If the reserves fall below the minimum threshold or rise beyond the maximum threshold, an evaluation of the program’s expenses and revenue will be performed to determine if changes are needed in operations, outreach, and/or the fee structure to bring the reserve balance within range.

The PaintCare Board of Directors has established a target reserve of 100% of annual expenses. The minimum threshold is 75% (i.e., nine months) of expenses and the maximum is 125% (i.e., 15 months).

At the end of FY2019, the California program had built a reserve of \$49,412,286, 147% of FY2019 operating expenses.

C. Investment Activity

PaintCare invests a portion of its reserves (from most PaintCare programs) in a financial portfolio. PaintCare maintains investments for all programs in a single portfolio. Claim of ownership in the investment portfolio was shared by all participating programs and allocated among them based on relative net asset balances. Programs that have positive net asset balances have a claim on the assets invested in the portfolio; programs with negative net asset balances carry a liability representing an amount due to the portfolio.

D. Formation of Limited Liability Companies

In 2015, to better separate each state program in terms of liability and financial independence, PaintCare began implementing a plan to transition operations for each program from PaintCare Inc. to a wholly owned subsidiary company dedicated to managing that particular program. It has completed this process for Connecticut, Maine and Rhode Island. The remaining programs continue as before. While this process has taken longer than expected, PaintCare still plans to transition the remaining jurisdictions to sole-member limited liability companies over the course of the next two to three years.

Section 6. Education and Outreach

Regulatory Citation

Title 14. Division 7. Chapter 11. Article 2. Architectural Paint Recovery Program
Section 18954. Annual Report Compliance Criteria.

(a) The annual report must contain the following:

(6) Education and Outreach. Describe educational and outreach activities in context of those identified in the stewardship plan. Provide a description of educational materials that were provided to retailers, consumers, and contractors during the reporting period and provide electronic examples of these materials. Identify any method(s) used to determine the effectiveness of educational and outreach efforts (e.g., surveys, hits on specific web pages, number of participants at events, etc.), if applicable. These education and outreach materials may include, but are not limited to, any of the following per PRC §48703(e):

- (A) Signage that is prominently displayed and easily visible to the consumer.
- (B) Written materials and templates of materials for reproduction by retailers to be provided to contractors and consumers at the time of purchase or delivery or both.
- (C) Promotional materials or activities, or both, that explains the purpose of paint stewardship and the means by which it is being carried out.
- (D) Links to website(s) created and maintained by the stewardship organization.

Introduction

PaintCare's education and outreach efforts focus on building awareness of the program and encompass four primary messages: reduce, reuse, recycle, which PaintCare has modified to "Buy right, Use It Up, Recycle the Rest" and proper disposal. PaintCare is committed to providing robust and successful education and outreach using a variety of communication tools. The main objective of outreach was to drive the public to PaintCare's website to find a drop-off site using PaintCare's site locator search tool.

Most creative work is done by PaintCare's in-house communications team. PaintCare's marketing firm for the California program, Civilian Agency of San Diego, handles most of the advertising purchases. PaintCare focuses on Demographic Market Areas (DMA) to customize the mix of media purchasing to the populations of each DMA. PaintCare, through its marketing firm, developed plans for each of the 14 DMAs incorporating all 58 counties in California. The plans considered different audiences in each market and determined the appropriate mix of media to reach the most people.

Tactics such as digital advertising, web-based streaming audio, and online video ads were increased this year because they have proven cost-effective at reaching large target

audiences multiple times throughout the year. In other PaintCare states, research has shown that our message must be repeated several times in a six-month period in order to increase the viewers' intention to recycle paint. Digital tactics best allow us to focus on our target audiences, repeat our messaging multiple times, and review effectiveness data afterward to inform future planning.

The relative amount of spending dedicated to outreach activities about the California program are summarized in the following table:

Relative Spending on Outreach Activities

Activity	Percent
Digital Ads	27
Print	19
Streaming Audio	14
Social Media	14
Video	13
Radio	3
Public Relations	3
Event Promotion	2
Fulfillment	1
Other	4

A. Signage Displayed to Customers

PaintCare developed a number of signs for drop-off sites to help inform the public about the program, screen PaintCare products, and address concerns about illegal dumping. Drop-off sites may order the following signs: PaintCare products (English/Spanish), Program Partner, Combination (program partner with simplified products list), No Dumping, and Please Wait for Assistance. These signs can now be found online at www.paintcare.org/signs. The following are examples of signs available to drop-off sites:



B. Written Materials for Contractors and Consumers

B1. Fulfillment of Orders for Written Materials

PaintCare continued to distribute printed materials to retailers to help inform consumers in their stores. These materials include program brochures, mini cards, fact sheets (for painting contractors and the LVP service), and program posters.

This year, PaintCare fulfilled 473 requests for materials by mail, and the California regional coordinators delivered some materials in person during site visits. PaintCare distributed a total of 47,866 brochures, mini cards, fact sheets, and posters during the year.

PaintCare also provided counter mats to retailers to use in the paint department to reference when customers have questions. The counter mat is popular with retailers and more likely than the poster to be seen by customers while they wait for their paint to be mixed.

Larger versions of the materials shown below are included in the appendix and available on PaintCare's website. These include the brochure, mini card, program poster, counter mat and fact sheets.



B2. Translations

PaintCare translates program brochures and fact sheets into languages of known ethnic groups, especially those involved in the painting business, and upon requests from paint retailers or other stakeholders. Program brochure translations available in all PaintCare programs include Amharic, Arabic, Armenian, Chinese, Farsi, French, Hmong, Khmer, Korean, Lao, Polish, Portuguese, Russian, Spanish Somali, Thai, Turkish, and Vietnamese.

Two widely used fact sheets are also available in translation in all PaintCare programs. The fact sheet for the LVP service is available in Spanish. The fact sheet for painting contractors is available in six languages other than English due to requests from other PaintCare programs.

In FY2019, PaintCare added a Spanish translation button to all of its webpages, making the site fully bilingual, and made live Spanish language interpretation available on PaintCare's telephone hotline.

B3. Additional Fact Sheets for Stakeholders

Several fact sheets are available on PaintCare's website for different target audiences, and printed versions are distributed upon request. Minor updates are made throughout the year. Current versions of these fact sheets on PaintCare's website:

- How Does the California Paint Stewardship Program Affect Paint Retailers?
- How to Become a Retail Drop-Off Site
- About PaintCare Fees
- Information for HHW Programs
- Information for Solid Waste Transfer Stations, Recycling Facilities, and Landfills
- Reuse Programs – Compensation and Reporting

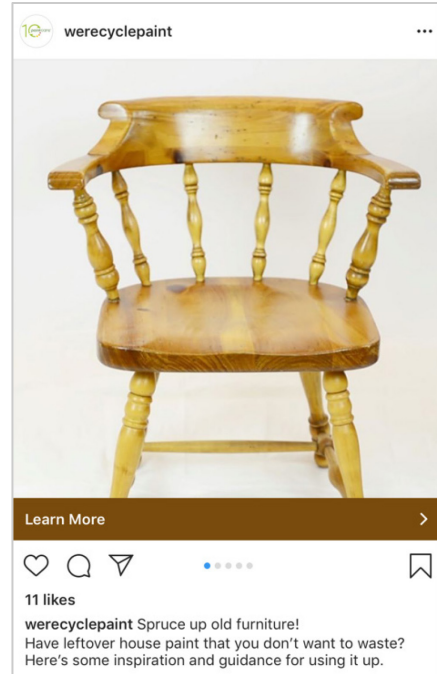
C. Promotional Materials/Activities Explaining Product Stewardship

C1. Press Releases and Earned Media

PaintCare issued a statewide press release in November 2018 about the previous year's annual report and 13 local press announcements in areas where PaintCare events were being held or new drop-off sites were established. The releases garnered 14 press stories, as well as interviews and blog posts. Notable among these was an interview with Northern California Regional Coordinator Daria Kent in the Siskiyou Daily News promoting the September 2018 Yreka drop-off event, and a feature story in the Orange County Register with information for readers on what to do with leftover paint in March 2019.

C2. Social Media

PaintCare continued to grow its Facebook presence during the year, while also establishing accounts with Twitter and Instagram and developing outreach activities for those platforms. Social media posts focused on painting tips, using up leftover paint, buying the right amount of paint for a project, home improvement, PaintCare drop-off events, and program milestones, in addition to recycling paint and finding a PaintCare drop-off site. The following show examples of Outreach on Facebook (left) and Instagram (right):



In FY2019, PaintCare also experimented with running an Instagram “influencer” campaign to reach new online audiences with its message platform. An influencer campaign means paying popular Instagram accounts to post approved, mission-aligned images and copy, exposing it to many more followers than would otherwise be available to an organization. Eighteen influencers were selected based on several criteria, including percentage of followers based in California and content focus in fields related to PaintCare’s mission (painting, woodworking, interior design, DIY projects, etc.). The campaign ran during Earth Month (April 2019) and garnered more than 1.5 million post impressions via the influencers’ combined 5.5 million followers. The following image is a sample post from an Instagram Influencer Campaign from @kitchens_of_insta.



C3. Commercial Radio, Audio Streaming, and Podcasts

From July to November 2018 and March to June 2019, PaintCare utilized streaming audio platforms Pandora and iHeartRadio, as well as podcasts. PaintCare ran an audio commercial based on the following script:

“Is your garage full of old paint that you’ll never use? I know mine is. Avocado Green, Hot Pink, Antique White? (That is a nice shade of white, though.) You know, it’s easy to recycle paint all over California. Keep what you need and recycle the rest. Find a drop off site near you at PaintCare dot org.

PaintCare ran local commercial radio spots this year to promote several drop-off events, but did not utilize commercial radio for its statewide general messaging.

C4. Public Radio

PaintCare sponsored KQED-FM’s California Report program monthly throughout the year. Since the California Report is picked up by numerous public radio stations throughout the state, PaintCare’s message ran thousands of times on 19 public radio organizations in over 70 cities. Additionally, an accompanying digital banner advertisement was placed on KQED’s website. An example of public radio script follows:

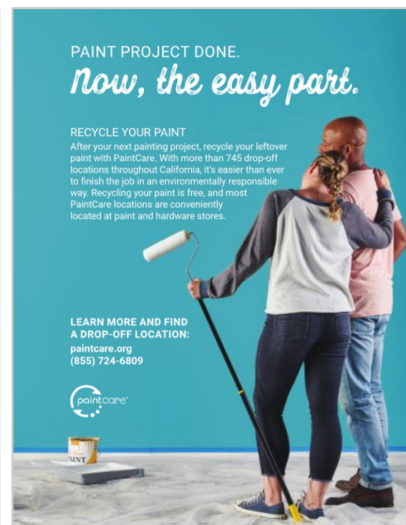
“<Station Name> is brought to you by PaintCare. With over 700 year-round drop-off locations throughout the state, PaintCare makes it easy for households and businesses to recycle their leftover paint. PaintCare – Keep what you need and recycle the rest. Learn more at PaintCare dot org.”

C5. Print Advertising

PaintCare used newspapers and Red Plum direct mail circulars to run print advertisements promoting local paint drop-off sites. Advertisement designs were customized as much as possible to list only nearby drop-off sites in circulation areas. In areas where a large percentage of the population was Spanish-speaking, the ads were bilingual. PaintCare also used newspaper and direct mail advertising to promote PaintCare drop-off events held during the year. The following images show ads used for newspaper (left) and direct mail (right)



PaintCare ran a set of magazine ads about buying the right amount of paint, using up leftovers, and recycling the rest. The ads ran in a variety of magazines through MNI, a group of publications that includes Country Living, Elle Décor, House Beautiful, More, Real Simple, This Old House, and Traditional Home. The following images are examples of magazine ads:



C6. Video

Monthly throughout the year PaintCare ran online video commercials. PaintCare's current commercial shows a single room painted and decorated several times in changing eras by contractors and a DIYer homeowner. While the styles and fashions of décor evolve with time, the leftover paint stacks up in the closet. The audience learns that, finally, in the present era there is a new solution for an ongoing problem; now you can recycle leftover paint with PaintCare. The following images are still frames the commercial titled Painting Through the Eras.



PaintCare did not run cable television spots this year due to a combination of high market costs and better performance of other tactics.

PaintCare’s video commercials can be viewed at www.paintcare.org/media, and on YouTube and Vimeo.

C7. Digital Advertising

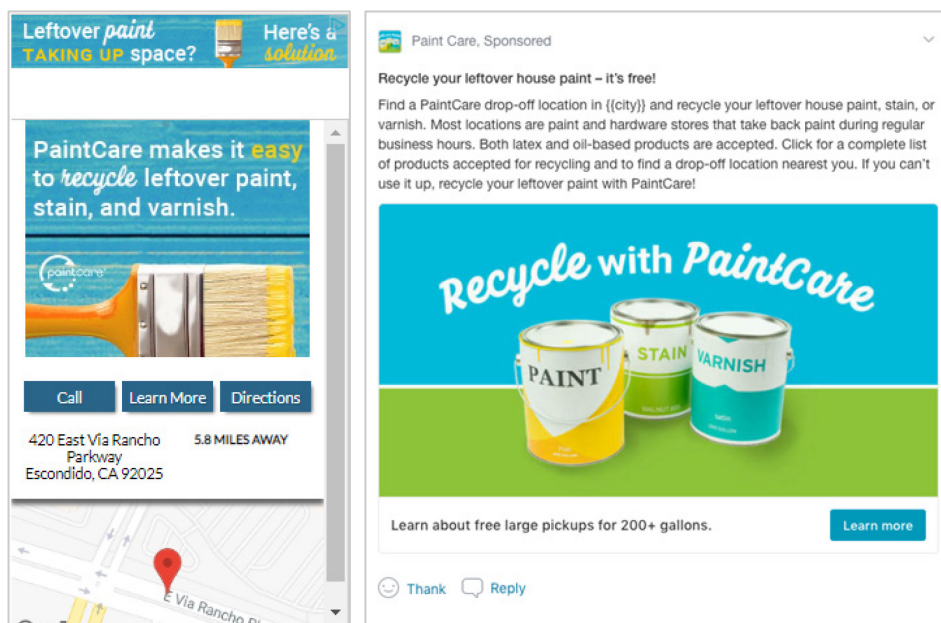
Throughout the year, PaintCare ran monthly digital banner ad campaigns on numerous websites promoting its key messages. Ads in a variety of dimensions were used, and some ads were translated into Spanish language for use on some sites. Two examples of digital banner ads are shown below:



During the year, PaintCare piloted a digital ad campaign promoting its individual paint retail drop-off sites. The campaign consisted of an interactive digital banner ad displayed on websites and apps viewed on smartphones. When viewers touch the banner, it opens to full screen displaying PaintCare’s image and message. Using the phone’s location settings, it also displays the PaintCare drop-off site nearest to the viewers at that time. This innovative ad allows viewers to click through to the PaintCare website to learn more or even call the store directly by clicking on the store phone number.

PaintCare also ran digital advertising on Nextdoor, a digital platform (website and app) for local residents to share information and resources with their immediate neighbors. While Nextdoor prohibits private organizations from posting information directly to neighborhood boards, PaintCare was able to experiment with paid advertising on the platform to promote

awareness of paint stewardship. The following images are examples of an interactive ad promoting drop-off site (left) and a Nextdoor ad (right)



C8. Joint Outreach Projects with Local Government

PaintCare welcomes the opportunity to work with local HHW programs on outreach projects. PaintCare provides creative support and funding in the form of reimbursement for projects that are preapproved. This year PaintCare supported a portion of the cost for a bilingual flyer distributed by Sonoma County Waste Management and several outreach flyers distributed by Shasta County Department of Resource Management.

In addition to supporting outreach costs for local governments, PaintCare collaborated with other EPR programs (Call2Recycle, CARE, and Bye Bye Mattress) to produce an eight-page bilingual (English/Spanish) insert distributed in local newspapers around the state educating residents about how to dispose of special items such as paint. The insert appeared in newspapers during Earth Month (April 2018). The following images are sample Pages from the EPR programs joint newspaper Insert

Cleaning Up?
Getting rid of old paint, batteries, mattresses and carpet is easy — and good for California. Find out how INSIDE.

So, What Do I Do With This Stuff?

PAINT
What's accepted

- Interior latex paints (including latex, acrylic, oil, and water-based and emulsions)
- Deck coatings and floor paints
- Primers, sealers and undercoats
- Stains, lacquers, varnishes, single-component caulks/seals and more (find a full list at paintcare.org)

How to prepare

- Make sure lids are secure and not leaking
- Make sure paints are in original containers with original labels
- Make sure different paints are not combined

Where to take it

- Drop-off locations include paint retailers, transfer stations and household hazardous waste programs

For recycling locations visit paintcare.org

BATTERIES
What's accepted

- Single-use batteries (AA, AAA, D, etc.) (accepted at select locations)
- Rechargeable batteries (often found in cordless power tools, cell phones and small appliances) are widely accepted

How to prepare

- Separate batteries from other waste and by type
- Tape positive terminals with nonconductive tape (avoid covering label that indicates battery type) or subducting batteries before dropping off at a participating collection location

Where to take it

- Drop-off sites include participating retailers and household hazardous waste locations
- Mail-back kits available through CalRecycle

For recycling locations visit calrecycle.org/hhw/other

MATTRESSES
What's accepted

- All mattresses that are relatively clean and have not been significantly exposed to the elements or contain bedbugs

How to prepare

- If transporting with other items, try to minimize damage to construction of mattress

Where to take it

- Drop-off locations include participating transfer stations, recycling facilities, nonprofit organizations or local businesses
- When a purchased mattress is damaged, the retailer is required to offer their customer the option to have an old one picked up (some exceptions apply)

For recycling locations visit www.paintcare.com/CA

CARPET
What's accepted

- Most household carpet and carpet tile (no area rugs)

How to prepare

- Roll carpet six and four of strips (back strips, mats, etc.)
- Roll carpet, separate from pad

Where to take it

- Drop-off locations include participating transfer stations, recycling centers throughout the state
- Find locations and requirements online
- Many retailers include take-back recycling as a part of their installation service — be sure to ask!

For recycling locations visit www.paintcare.com/CA

C9. Annual Webinar

PaintCare typically hosts an annual public webinar, providing an opportunity for interested parties to better understand the program and to highlight key results from the previous year. This webinar typically takes place soon after the January public meeting held by CalRecycle, so as to better incorporate stakeholder feedback and recommendations from CalRecycle’s annual compliance determination.

D. Website

Nearly all PaintCare advertising and outreach efforts direct the public to PaintCare’s website for more information and to find a local paint drop-off site. PaintCare’s website is updated throughout the year. The website is easy to navigate and features topics on buying the right amount of paint, storage tips, reuse tips, and recycling. It has special pages for manufacturers and a general section for retailers, explains what products are covered by the program, and has a California-specific page with tabs for different audiences (Everyone, Contractors, Retailers, Waste Facilities, and Official Docs).

The most frequently visited part of the website is the site locator tool which can be used to find a PaintCare drop-off site in California and states with PaintCare programs. In non-PaintCare states, the locator provides paint recycling or disposal programs, which are mostly HHW programs.

Website traffic from California was highest in June-August 2018, reflecting the heavier proportion of advertising and paint usage during the summer months. Traffic was the lowest in December-February which is partly due to seasonality and less advertising in the winter months.

Monthly Website Traffic from California

Month	Visitors
July 2018	56,591
August 2018	49,411
September 2018	43,805
October 2018	37,813
November 2018	32,787
December 2018	22,899
January 2019	31,512
February 2019	33,697
March 2019	46,705
April 2019	49,853
May 2019	39,838
June 2019	51,014

E. Awareness Survey

In FY2019, PaintCare updated its public awareness survey methodology used for all PaintCare programs with the assistance of the market research firm KB Insights. The purpose of updating the survey was to improve accuracy of measurement, ensure statistically significant data samples, improve clarity and consistency in the questionnaire, and to better screen survey panels to represent the make-up of their state or jurisdiction. Updates to the survey questionnaire itself included changing some terminology and adding open-ended questions to learn more about public perceptions of paint stewardship.

The results were analyzed by KB Insights to help PaintCare better understand trends in the data and help guide future targeting. Data from all PaintCare programs was included in the analysis, providing the additional benefit of comparing results between programs throughout the nation. The annual awareness survey results for FY2019 are available on PaintCare's website.

Due to the updates in the measurement methodology, survey results from previous years are not directly comparable to the new results and are not included here. Survey data from previous years remains publicly accessible in the previous annual reports posted on the California "Official Docs" section of PaintCare's website.

Following are some highlights from the FY2019 California survey results:

- 542 surveys were completed by residents of California and 553 were partially completed. 550 observations provide 90% confidence in the accuracy of the measured results for the population within +/-3.5%.
- Nearly half of California respondents purchased paint in the last year. Of those, over half reported seeking help from paint retail staff and two-thirds reported taking measurements themselves in order to purchase the right amount of paint and reduce the amount left over.
- 11% of California respondents recalled hearing of PaintCare before completing the survey, about average among PaintCare program states. Of those respondents who knew about PaintCare before, a significant majority of 79% recalled seeing a PaintCare ad in recent months. This is among the highest for PaintCare states, reflecting PaintCare's extensive outreach media campaigns in California.
- Over half of California respondents reported that they will choose a sustainable option if they have leftover paint in the future, such as dropping it off at a paint retail store (14%) or HHW facility (32%) or giving it away to someone else who needs it (8%).

Section 7. Audits

Regulatory Citation

Title 14. Division 7. Chapter 11. Article 2. Architectural Paint Recovery Program
Section 18954. Annual Report Compliance Criteria.

(a) The annual report must contain the following:

(7) Audits. The annual report shall include an independent financial audit of the California Architectural Paint Recovery Program funded from the paint stewardship assessment. The audit shall be conducted in accordance with auditing standards generally accepted in the United States of America, and standards set forth in Government Auditing Standards issued by the Comptroller General of the United States. The financial audit submitted to the department shall be prepared by an Independent Certified Public Accountant (CPA). The CPA shall not perform non-audit services for the manufacturer or stewardship organization that would impair independence as defined in the Government Auditing Standards issued by the Comptroller General of the United States (e.g., accounting services, development of internal controls, management decisions). The independent financial audit shall include:

- (A) California Architectural Paint Recovery Program financial statements, as required by GAAP.
- (B) An opinion on the manufacturer or stewardship organization's compliance with the financial aspects of PRC §48700 and Title 14, Division 7, Chapter 11, Article 2 of the California Code of Regulations.
- (C) Findings and recommendations as they relate to the financial aspects of the Architectural Paint Recovery Program.
- (D) Management Letter, if issued, by the manufacturer or stewardship organization's CPA.

Audit

An independent financial audit was conducted of the California PaintCare program by Rogers & Company PLLC. This independent CPA firm conducted the audit in accordance with auditing standards generally accepted in the United States of America. Those standards require that the firm plan and perform the audit to obtain reasonable assurance about whether the financial statements are free of material misstatements. The audit process includes examining, on a test basis, evidence supporting the amounts and disclosures in the financial statements. The audit also includes assessing the accounting principles used and significant estimates made by management, as well as evaluating the overall financial statement presentation. In Rogers & Company's opinion, the financial statements of the California PaintCare program present fairly, in all material respects, the financial position as of June 30, 2019, and the changes in its net assets and its cash flows

for the year then ended in conformity with accounting principles generally accepted in the United States of America.

The independent financial audit report of the California PaintCare program is in the appendix and addresses all requirements of Title 14, Section 18954(a)(7) of the California Code of Regulations as listed above.

Appendix A. PaintCare Drop-Off Sites and Services

PaintCare California Year-Round Sites - FY2019

County	City	Site Name	Address	Site Type
Alameda	Alameda	Kelly-Moore	649 Pacific Ave	Retail
Alameda	Albany	Kelly-Moore	969 San Pablo Ave	Retail
Alameda	Castro Valley	Kelly-Moore	3090 Castro Valley	Retail
Alameda	Dublin	Sherwin-Williams	6309 Dougherty Rd	Retail
Alameda	Fremont	City of Fremont HHWF	41149 Boyce Rd	HHW Facility
Alameda	Fremont	Kelly-Moore	3954 Decoto Rd	Retail
Alameda	Fremont	Kelly-Moore	4640 Auto Mall Pkwy	Retail
Alameda	Hayward	Alameda County HHWF	2091 W Winton Ave	HHW Facility
Alameda	Hayward	Dunn-Edwards	22470 Foothill Blvd	Retail
Alameda	Hayward	Kelly-Moore	28722 Mission Blvd	Retail
Alameda	Hayward	Sherwin-Williams	20911 Foothill Blvd	Retail
Alameda	Livermore	Alameda County HHWF	5584 La Ribera St	HHW Facility
Alameda	Livermore	Creative Paint	900 Bluebell Dr	Retail
Alameda	Livermore	Kelly-Moore	3981 First St	Retail
Alameda	Oakland	Alameda County HHWF	2100 E Seventh St	HHW Facility
Alameda	Oakland	Cole Hardware	5533 College Ave	Retail
Alameda	Oakland	Habitat Restore	9235 San Leandro St	Reuse Store
Alameda	Oakland	Kelly-Moore	4156 Telegraph Ave	Retail
Alameda	Oakland	Kelly-Moore	4917 Int'l Blvd	Retail
Alameda	Oakland	PPG Paints	3356 Piedmont Ave	Retail
Alameda	Oakland	Sherwin-Williams	559 66th Ave	Retail
Alameda	Pleasanton	Kelly-Moore	4877 Hopyard Rd	Retail
Alameda	Pleasanton	Pleasanton Garbage	3110 Busch Rd	Transfer Station
Alameda	San Leandro	Creative Paint	1120 Davis St	Retail
Alameda	San Lorenzo	Kelly-Moore	15611 Hesperian Blvd	Retail
Amador	Ione	Amador County HHWCF	6500 Buena Vista Rd	HHW Facility
Amador	Jackson	Kelly-Moore	11990 W Highway 88	Retail
Butte	Chico	Butte County HHWCF	1101 Marauder St	HHW Facility
Butte	Chico	Habitat Restore	220 Meyers St	Reuse Store
Butte	Chico	Kelly-Moore	1221 Mangrove Ave	Retail
Butte	Chico	Sherwin-Williams	2412 Cohasset Rd	Retail
Butte	Gridley	Ord Ranch Rd Transfer Station	119 Ord Ranch Rd	Transfer Station
Butte	Oroville	Better Deal Exchange	1845 Mitchell Ave	Retail
Butte	Oroville	Butte-Colusa HHWF	2720 S Fifth Ave	HHW Facility
Butte	Oroville	Visions Environmental	4801 Feather River	Paint Recycler
Butte	Paradise	Town of Paradise HHWF	920 American Way	HHW Facility

Calaveras	Milton	Rock Creek Solid Waste	12021 Hunt Rd	HHW Facility
Colusa	Maxwell	Maxwell Transfer Station	3852 Old Hwy 99W	Transfer Station
Contra Costa	Antioch	Kelly-Moore	1014 Fitzuren Rd	Retail
Contra Costa	Antioch	Sherwin-Williams	4102 Lone Tree Way	Retail
Contra Costa	Antioch	Sherwin-Williams	3505 Deer Valley Rd	Retail
Contra Costa	Brentwood	Kelly-Moore	2480 Sand Creek Rd	Retail
Contra Costa	Clayton	Sherwin-Williams	5443 Clayton Rd	Retail
Contra Costa	Concord	Kelly-Moore	5600 Imhoff Dr	Retail
Contra Costa	Concord	PPG Paints	2260 Commerce Ave	Retail
Contra Costa	Concord	Sherwin-Williams	1241 Diamond Way	Retail
Contra Costa	Concord	Sherwin-Williams	1776 Arnold Industrial Way	Retail
Contra Costa	El Cerrito	RecycleMore Satellite	7501 Schmidt Ln	HHW Facility
Contra Costa	Martinez	Central Contra Costa	4797 Imhoff Pl	HHW Facility
Contra Costa	Pittsburg	Delta Diablo HHWF	2550 Pittsburg Antioch Hwy	HHW Facility
Contra Costa	Pleasant Hill	Dunn-Edwards	555 Contra Costa	Retail
Contra Costa	Pleasant Hill	Kelly-Moore	1725 Contra Costa	Retail
Contra Costa	Richmond	West Contra Costa	101 Pittsburg Ave	HHW Facility
Contra Costa	San Pablo	Kelly-Moore	14500 San Pablo Ave	Retail
Contra Costa	San Ramon	Kelly-Moore	2050 San Ramon Valley Blvd	Retail
Contra Costa	Walnut Creek	Kelly-Moore	2700 N Main St	Retail
Contra Costa	Walnut Creek	Walnut Creek Hardware	2044 Mt Diablo Blvd	Retail
Del Norte	Crescent City	County Transfer Station	1700 State St	Transfer Station
El Dorado	Cameron Park	Churchills Hardware	2514 Cameo Dr	Retail
El Dorado	El Dorado Hills	El Dorado Hills Fire Station	3670 Bass Lake Rd	HHW Facility
El Dorado	El Dorado Hills	Sherwin-Williams	1091 White Rock Rd	Retail
El Dorado	Placerville	El Dorado Disposal	4100 Throwita Way	HHW Facility
El Dorado	Placerville	Sherwin-Williams	693 Main St	Retail
El Dorado	S Lake Tahoe	Kelly-Moore	2317 Lake Tahoe	Retail
El Dorado	S Lake Tahoe	Sherwin-Williams	1035 Takela Dr	Retail
El Dorado	S Lake Tahoe	South Tahoe Refuse	2140 Ruth Ave	HHW Facility
Fresno	Clovis	Dunn-Edwards	1710 Clovis Ave	Retail
Fresno	Coalinga	Coalinga Hardware	109 N Fifth St	Retail
Fresno	Firebaugh	Firebaugh Hardware	1680 N St	Retail
Fresno	Fowler	Fowler Ace Hardware	113 E Main St	Retail
Fresno	Fresno	Dunn-Edwards	4916 N Blackstone	Retail
Fresno	Fresno	Kelly-Moore	4295 N Blackstone	Retail

Fresno	Fresno	PPG Paints	6679 N Blackstone	Retail
Fresno	Fresno	Sherwin-Williams	6584 N Blackstone	Retail
Fresno	Fresno	Sherwin-Williams	4424 N Blackstone	Retail
Fresno	Fresno	Sherwin-Williams	5459 E Lamona Ave	Retail
Fresno	Fresno	Westlake Hardware	1536 E Champlain Dr	Retail
Fresno	Kerman	Fresno HHWF	18950 W American	HHW Facility
Fresno	Prather	Canyon Fork Ace Hardware	29181 Auberry Rd	Retail
Fresno	Reedley	Golden Valley Ace Hardware	975 E Manning Ave	Retail
Fresno	Reedley	Reedley Lumber	1547 G St	Retail
Fresno	San Joaquin	Harralson Hardware	21959 W Colorado Rd	Retail
Fresno	Sanger	Sanger Paint Supply	730 N St	Retail
Fresno	Selma	Nelsons Ace Hardware	2051 High St	Retail
Glenn	Artois	Glenn County Landfill	5700 County Rd 33	Transfer Station
Humboldt	Eureka	Humboldt County	1059 W Hawthorne St	HHW Facility
Humboldt	Eureka	PPG Paints	600 J St	Retail
Humboldt	Eureka	Sherwin-Williams	707 E St	Retail
Humboldt	Fortuna	Eel River Res. Recovery	965 Riverwalk Dr	Transfer Station
Humboldt	Redway	Eel River Res. Recovery	3810 Conservation Camp Rd	Transfer Station
Imperial	El Centro	Sherwin-Williams	1950 S Fourth St	Retail
Imperial	Imperial	Sherwin-Williams	2413 Marshall Rd	Retail
Inyo	Bishop	High Country Lumber	444 S Main St	Retail
Kern	Bakersfield	Bakersfield Paint	3500 Wible Rd	Retail
Kern	Bakersfield	Bakersfield Special Waste	4951 Standard St	HHW Facility
Kern	Bakersfield	Dunn-Edwards	9680 Hageman Rd	Retail
Kern	Bakersfield	Dunn-Edwards	3929 Ming Ave	Retail
Kern	Bakersfield	PPG Paints	3000 Brundage Ln	Retail
Kern	Bakersfield	Sherwin-Williams	3300 Wible Rd	Retail
Kern	Bakersfield	Sherwin-Williams	2660 Oswell St	Retail
Kern	Delano	McFarland Delano Transfer Station	11249 Stradley Ave	Transfer Station
Kern	Ridgecrest	Ridgecrest Special Waste	3301 W Bowman Rd	HHW Facility
Kern	Shafter	Shafter Wasco Landfill	17621 Scofield Ave	Landfill
Kern	Taft	Coopers True Value	407 Ninth St	Retail
Kern	Taft	Taft Sanitary Landfill	13351 Elk Hills Rd	Landfill
Lake	Clearlake	Four Corners True Value	14975 Olympic Dr	Retail
Lake	Clearlake	South Lake Refuse	16015 Davis Ave	Transfer Station

Lake	Lakeport	Lakeport Transfer Station	230 Soda Bay Rd	HHW Facility
Lake	Lakeport	Plaza Paint & Supplies	555 S Main St	Retail
Lassen	Susanville	Billington Ace Hardware	2950 Main St	Retail
Lassen	Susanville	Susanville Paint Center	2217 Main St	Retail
Los Angeles	Agoura Hills	Agoura Paint	29130 Roadside Dr	Retail
Los Angeles	Agoura Hills	Dunn Edwards	28601 Canwood St	Retail
Los Angeles	Alhambra	Dunn-Edwards	1435 W Valley Blvd	Retail
Los Angeles	Artesia	Dunn-Edwards	11645 South St	Retail
Los Angeles	Artesia	Sherwin-Williams	11405 Artesia Blvd	Retail
Los Angeles	Artesia	Shilpark Paint	11521 Artesia Blvd	Retail
Los Angeles	Azusa	Acrylatex	1001 W Kirkwall Rd	Paint Recycler
Los Angeles	Burbank	Dunn-Edwards	2420 W Burbank Blvd	Retail
Los Angeles	Burbank	Sherwin-Williams	814 N Victory Blvd	Retail
Los Angeles	Canoga Park	Dunn-Edwards	7003 Topanga Canyon Blvd	Retail
Los Angeles	Canoga Park	Sherwin-Williams	6849 Topanga Canyon Blvd	Retail
Los Angeles	Canyon Country	Sherwin-Williams	21021 Soledad Canyon Rd	Retail
Los Angeles	Chatsworth	Sherwin-Williams	10230 Mason Ave	Retail
Los Angeles	City Of Industry	Sherwin-Williams	1165 Wright Way	Retail
Los Angeles	Commerce	Sherwin-Williams	5461 Telegraph Rd	Retail
Los Angeles	Culver City	Dunn-Edwards	5777 W Washington	Retail
Los Angeles	Culver City	Sherwin-Williams	11513 Jefferson Blvd	Retail
Los Angeles	Downey	Sherwin-Williams	9788 Firestone Blvd	Retail
Los Angeles	El Monte	El Monte HHW Center	3990 Arden Dr	HHW Facility
Los Angeles	Encino	Dunn Edwards	15630 Ventura Blvd	Retail
Los Angeles	Gardena	Scotch Paint	555 W 189th St	Retail
Los Angeles	Gardena	Sherwin-Williams	17500 S Main St	Retail
Los Angeles	Glendale	Dunn-Edwards	501 E Broadway	Retail
Los Angeles	Glendale	Glendale Environmental Management	780 Flower St	HHW Facility
Los Angeles	Glendale	Sherwin-Williams	1000 E Colorado St	Retail
Los Angeles	Glendora	Dunn-Edwards	630 S Grand Ave	Retail
Los Angeles	Glendora	Mission Ace Hardware	531 S Glendora Ave	Retail
Los Angeles	Glendora	Sherwin-Williams	651 S Grand Ave	Retail
Los Angeles	Hermosa Beach	Dunn-Edwards	2775 Pacific Coast Hwy	Retail
Los Angeles	Hollywood	Anawalt Lumber	1001 N Highland Ave	Retail
Los Angeles	Lancaster	City of Lancaster ABOP	615 W Ave H	Transfer Station

Los Angeles	Lancaster	PPG Paints	43639 Tenth St W	Retail
Los Angeles	Lancaster	Sherwin-Williams	1206 Commerce Center Dr	Retail
Los Angeles	Lawndale	Dunn-Edwards	15300 Hawthorne	Retail
Los Angeles	Lawndale	PPG Paints	16401 Hawthorne	Retail
Los Angeles	Lawndale	Shilpark Paint	15617 Hawthorne	Retail
Los Angeles	Lawndale	Vista Paint	16325 Hawthorne	Retail
Los Angeles	Long Beach	Dunn-Edwards	2533 N Lakewood	Retail
Los Angeles	Long Beach	Sherwin-Williams	2925 N Bellflower Blvd	Retail
Los Angeles	Long Beach	Smith Paint	2091 E Spring St	Retail
Los Angeles	Long Beach	Vista Paint	3405 E Artesia Blvd	Retail
Los Angeles	Los Angeles	Anawalt Lumber	11060 W Pico Blvd	Retail
Los Angeles	Los Angeles	Dunn-Edwards	11710 Santa Monica	Retail
Los Angeles	Los Angeles	Dunn-Edwards	2001 S Hoover St	Retail
Los Angeles	Los Angeles	Dunn-Edwards	7064 W Sunset Blvd	Retail
Los Angeles	Los Angeles	Dunn-Edwards	401 S Vermont Ave	Retail
Los Angeles	Los Angeles	LAG SAFE Center	4600 Colorado Blvd	HHW Facility
Los Angeles	Los Angeles	Mega Paints	1633 W Washington	Retail
Los Angeles	Los Angeles	Sherwin-Williams	805 N Highland Ave	Retail
Los Angeles	Los Angeles	Sherwin-Williams	1367 Venice Blvd	Retail
Los Angeles	Los Angeles	Sherwin-Williams	1790 Westwood Blvd	Retail
Los Angeles	Los Angeles	Sherwin-Williams	883 N Western Ave	Retail
Los Angeles	Los Angeles	Sherwin-Williams	126 S Vermont Ave	Retail
Los Angeles	Los Angeles	Sherwin-Williams	1404 S La Cienega	Retail
Los Angeles	Los Angeles	Shilpark Paint	11240 W Olympic	Retail
Los Angeles	Los Angeles	UCLA SAFE Center	550 Charles E Young	HHW Facility
Los Angeles	Los Angeles	Vista Paint	4225 W Pico Blvd	Retail
Los Angeles	Los Angeles	Washington SAFE Center	2649 E Washington	HHW Facility
Los Angeles	Malibu	Malibu Hardware	3730 Cross Creek Rd	Retail
Los Angeles	Marina Del Rey	Dunn-Edwards	4082 Lincoln Blvd	Retail
Los Angeles	Maywood	Dunn-Edwards	4869 E Slauson Ave	Retail
Los Angeles	Mission Hills	Dunn-Edwards	15335 Chatsworth St	Retail
Los Angeles	Mission Hills	Vista Paint	11034 Sepulveda	Retail
Los Angeles	North Hills	Sherwin-Williams	8311 Haskell Ave	Retail
Los Angeles	N Hollywood	Dunn-Edwards	12861 Sherman Way	Retail
Los Angeles	N Hollywood	Marks Paint Store	4830 Vineland Ave	Retail
Los Angeles	N Hollywood	Sherwin-Williams	11305 Magnolia Ave	Retail
Los Angeles	Northridge	Balboa SAFE Center	10241 Balboa Blvd	HHW Facility
Los Angeles	Northridge	Dunn-Edwards	9167 Reseda Blvd	Retail
Los Angeles	Norwalk	Dunn-Edwards	12125 Imperial Hwy	Retail
Los Angeles	Palmdale	Antelope Valley Landfill	1200 W City Ranch	HHW Facility

Los Angeles	Palmdale	Dunn-Edwards	736 W Rancho Vista	Retail
Los Angeles	Palmdale	Sherwin-Williams	550 W Avenue P	Retail
Los Angeles	Paramount	Sherwin-Williams	7613 Somerset Blvd	Retail
Los Angeles	Pasadena	Dunn-Edwards	3897 E Colorado Blvd	Retail
Los Angeles	Pasadena	Sherwin-Williams	3262 E Colorado Blvd	Retail
Los Angeles	Pasadena	Vista Paint	30 S Rosemead Blvd	Retail
Los Angeles	Playa Del Ray	Hyperion SAFE Center	7660 W Imperial Hwy	HHW Facility
Los Angeles	Rosemead	Dunn-Edwards	3574 Rosemead Blvd	Retail
Los Angeles	Rowland Heights	Dunn-Edwards	17536 Castleton St	Retail
Los Angeles	San Dimas	Sherwin-Williams	762 W Arrow Hwy	Retail
Los Angeles	San Dimas	Vista Paint	173 Village Ct	Retail
Los Angeles	San Gabriel	Mission Super Hardware	501 W Valley Blvd	Retail
Los Angeles	San Pedro	Gaffey SAFE Center	1400 N Gaffey St	HHW Facility
Los Angeles	San Pedro	Sherwin-Williams	603 S Gaffey St	Retail
Los Angeles	Santa Clarita	Vista Paint	21010 Golden Triangle Rd	Retail
Los Angeles	Santa Monica	Santa Monica HHWF	2500 Michigan Ave	HHW Facility
Los Angeles	Santa Monica	Sherwin-Williams	816 Pico Blvd	Retail
Los Angeles	Signal Hill	EDCO Recycling	2755 California Ave	HHW Facility
Los Angeles	Signal Hill	Sherwin-Williams	1000 E Willow St	Retail
Los Angeles	Stevenson Ranch	Dunn-Edwards	25520 The Old Rd	Retail
Los Angeles	Sun Valley	Randall SAFE Center	11025 Randall St	HHW Facility
Los Angeles	Torrance	Dunn-Edwards	4127 Pacific Coast	Retail
Los Angeles	Torrance	Sherwin-Williams	1731 Crenshaw Blvd	Retail
Los Angeles	Torrance	ShilPark Paint	23134 Normandie	Retail
Los Angeles	Van Nuys	Dunn-Edwards	6315 Sepulveda Blvd	Retail
Los Angeles	Van Nuys	PPG Paints	7554 Van Nuys Blvd	Retail
Los Angeles	Van Nuys	Sherwin-Williams	15725 Saticoy St	Retail
Los Angeles	Van Nuys	Shilpark Paint	6254 Sepulveda Blvd	Retail
Los Angeles	Venice	Vista Paint	132 Lincoln Blvd	Retail
Los Angeles	West Covina	Dunn-Edwards	2824 E Garvey Ave S	Retail
Los Angeles	West Covina	Sherwin-Williams	1705 W Garvey Ave	Retail
Los Angeles	West Covina	Sherwin-Williams	521 N Azusa Ave	Retail
Los Angeles	West Covina	Vista Paint	235 N Azusa Ave	Retail
Los Angeles	W Hollywood	Anawalt Lumber	641 N Robertson Blvd	Retail
Los Angeles	Whittier	Dunn-Edwards	14870 Whittier Blvd	Retail
Los Angeles	Whittier	Sherwin-Williams	11211 Washington	Retail
Los Angeles	Woodland Hills	Vista Paint	22504 Ventura Blvd	Retail
Madera	Chowchilla	Fairmead Landfill HHWCF	21739 Rd 19	HHW Facility
Madera	Madera	Sherwin-Williams	1809 Howard Rd	Retail

Madera	Oakhurst	True Value Home Center	40596 Westlake Dr	Retail
Marin	Corte Madera	Tamalpais Paint & Color	5784 Paradise Dr	Retail
Marin	Fairfax	Fairfax Lumber Co	109 Broadway Blvd	Retail
Marin	Novato	Kelly-Moore	881 Olive Ave	Retail
Marin	Novato	Novato HHWF	7576 Redwood Blvd	HHW Facility
Marin	San Rafael	Dunn-Edwards	717 Francisco Blvd E	Retail
Marin	San Rafael	Kelly-Moore	601 Francisco Blvd E	Retail
Marin	San Rafael	Marin Color Service	770 Second St	Retail
Marin	San Rafael	Marin HHWF	565 Jacoby St	HHW Facility
Marin	San Rafael	Sherwin-Williams	444 Du Bois St	Retail
Mariposa	Mariposa	Foster Ace Hardware	5188 CA Highway 49	Retail
Mendocino	Fort Bragg	Fort Bragg Disposal	219 Pudding Creek	HHW Event
Mendocino	Gualala	Gualala Building Supply	38501 S Highway 1	Retail
Mendocino	Ukiah	HazMobile HWF	3200 Taylor Dr	HHW Facility
Mendocino	Ukiah	Kelly-Moore	217 E Gobbi St	Retail
Mendocino	Ukiah	Ukiah Transfer Station	3151 Taylor Dr	Transfer Station
Merced	Los Banos	Billy Wright Landfill	17173 S Billy Wright	HHW Facility
Merced	Los Banos	Sherwin-Williams	2260 E Pacheco Blvd	Retail
Merced	Merced	Highway 59 HHWF	7040 N Highway 59	HHW Facility
Merced	Merced	Kelly-Moore	1637 V St	Retail
Merced	Merced	Sherwin-Williams	2160 G St	Retail
Mono	Benton	Benton Landfill	400 Christie Ln	HHW Facility
Mono	Bishop	Paradise Transfer Station	9749 Lower Rock Creek Rd	HHW Facility
Mono	Bridgeport	Bridgeport Landfill & Transfer Station	50 Garbage Pit Rd	HHW Facility
Mono	Chalfant	Chalfant Landfill & Transfer Station	500 Locust St	HHW Facility
Mono	Coleville	Walker Landfill & Transfer Station	280 Offal Rd	HHW Facility
Mono	Crowley Lake	Benton Crossing Landfill	899 Pit Rd	HHW Facility
Mono	Lee Vining	Pumice Valley Landfill	200 Dross Rd	HHW Facility
Mono	Mammoth Lakes	Mammoth Disposal	59 Commerce Dr	Transfer Station
Monterey	Marina	Monterey Regional	14201 Del Monte Blvd	HHW Facility
Monterey	Pacific Grove	Kelly-Moore	150 Country Club Gate Center	Retail
Monterey	Salinas	Dunn-Edwards	1487 N Davis Rd	Retail
Monterey	Salinas	Kelly-Moore	260 Griffin St	Retail
Monterey	Salinas	Salinas Valley SWA	139 Sun St	HHW Facility
Monterey	Salinas	Sherwin-Williams	222 N Main St	Retail

Monterey	Seaside	Kelly-Moore	1201 Fremont Blvd	Retail
Monterey	Seaside	Sherwin-Williams	1121 Military Ave	Retail
Monterey	Soledad	Soledad Hardware	900 Front St	Retail
Napa	American Canyon	Napa-Vallejo HHWF	889A Devlin Rd	HHW Facility
Napa	Calistoga	Clover Flat Landfill	4380 Silverado Trail	Landfill
Napa	Napa	Berryessa Garbage	7400 Steele Canyon	Transfer Station
Napa	Napa	Devine Paint Center	971 Lincoln Ave	Retail
Napa	Napa	Kelly-Moore	3199 Jefferson St	Retail
Napa	Napa	The Paint Works	3213 Jefferson St	Retail
Napa	St Helena	The Paint Works	1078 Fulton Ln	Retail
Nevada	Grass Valley	B & C True Value	2032 Nevada City Hwy	Retail
Nevada	Grass Valley	Knights Paint	1219 Sutton Way	Retail
Nevada	Grass Valley	McCourtney Rd Transfer Station	14741 Wolf Mountain	HHW Facility
Nevada	Truckee	Kelly-Moore	40153 Truckee Airport	Retail
Nevada	Truckee	Mountain Hardware & Sports	11320 Donner Pass	Retail
Nevada	Truckee	Truckee Paint Mart	10929 Industrial Way	Retail
Orange	Anaheim	Dunn-Edwards	5725 E Santa Ana Canyon Rd	Retail
Orange	Anaheim	Anaheim Collection Center	1071 N Blue Gum St	HHW Facility
Orange	Anaheim	Dunn-Edwards	1301 S State College	Retail
Orange	Anaheim	PPG Paints	1889 E Ball Rd	Retail
Orange	Anaheim	Sherwin-Williams	1133 N Kraemer Blvd	Retail
Orange	Anaheim	Sherwin-Williams	517 S Euclid St	Retail
Orange	Anaheim	Sherwin-Williams	5616 E Santa Ana Canyon Rd	Retail
Orange	Buena Park	Dunn-Edwards	7540 Orangethorpe	Retail
Orange	Buena Park	Sherwin-Williams	8061 Orangethorpe	Retail
Orange	Costa Mesa	Crown Ace Hardware	2666 Harbor Blvd	Retail
Orange	Costa Mesa	Dunn-Edwards	1835 Newport Blvd	Retail
Orange	Costa Mesa	Dunn-Edwards	3015 Bristol St	Retail
Orange	Costa Mesa	Sherwin-Williams	2221 Harbor Blvd	Retail
Orange	Costa Mesa	Sherwin-Williams	2338 Harbor Blvd	Retail
Orange	Costa Mesa	Vista Paint	2931 Bristol St	Retail
Orange	Dana Point	Sherwin-Williams	34222 Doheny Park	Retail
Orange	Fountain Valley	Dunn-Edwards	18060 Brookhurst St	Retail
Orange	Fullerton	Dunn-Edwards	1440 S Harbor Blvd	Retail

Orange	Fullerton	Vista Paint	2020 E Orangethorpe	Retail
Orange	Garden Grove	Dunn-Edwards	13011 Brookhurst St	Retail
Orange	Garden Grove	Sherwin-Williams	12852 Brookhurst St	Retail
Orange	Garden Grove	Shilpark Paint	9001 Garden Grove	Retail
Orange	Huntington Beach	Huntington Beach Collection Center	17121 Nichols St	HHW Facility
Orange	Huntington Beach	Sherwin-Williams	17171 Beach Blvd	Retail
Orange	Huntington Beach	Sherwin-Williams	7450 Edinger Ave	Retail
Orange	Huntington Beach	Vista Paint	17445 Beach Blvd	Retail
Orange	Irvine	Dunn-Edwards	16191 Lake Forest Dr	Retail
Orange	Irvine	Irvine Collection Center	6411 Oak Canyon Rd	HHW Facility
Orange	Irvine	Sherwin-Williams	15475 Jeffrey Rd	Retail
Orange	La Habra	Sherwin-Williams	1620 W Whittier Blvd	Retail
Orange	Laguna Beach	Sherwin-Williams	664 N Coast Highway	Retail
Orange	Laguna Hills	Sherwin-Williams	25352 Cabot Rd	Retail
Orange	Laguna Niguel	Vista Paint	27450 Alicia Pkwy	Retail
Orange	Lake Forest	Sherwin-Williams	22500 Muirlands Blvd	Retail
Orange	Mission Viejo	Sherwin-Williams	25800 Jeronimo Rd	Retail
Orange	Mission Viejo	Vista Paint	24164 Alicia Pkwy	Retail
Orange	Orange	Dunn-Edwards	1915 N Tustin St	Retail
Orange	Orange	Vista Paint	2341 N Tustin St	Retail
Orange	Placentia	Dunn-Edwards	1575 N Placentia Ave	Retail
Orange	Placentia	Sherwin-Williams	1290 E Yorba Linda	Retail
Orange	Rancho Santa Margarita	Dunn-Edwards	30102 Santa Margarita Pkwy	Retail
Orange	Rancho Santa Margarita	Sherwin-Williams	22401 Antonio Pkwy	Retail
Orange	San Clemente	Dunn-Edwards	79 Via Pico Plaza	Retail
Orange	San Juan Capistrano	Dunn-Edwards	32061 Camino Capistrano	Retail
Orange	San Juan Capistrano	San Juan Capistrano Collection Center	32250 La Pata Ave	HHW Facility
Orange	San Juan Capistrano	Vista Paint	31894 Plaza Dr	Retail
Orange	Santa Ana	Dunn-Edwards	521 W 17th St	Retail
Orange	Santa Ana	Sherwin-Williams	1958 E Edinger Ave	Retail
Orange	Santa Ana	Sherwin-Williams	2201 N Tustin Ave	Retail
Orange	Santa Ana	Vista Paint	2400 E 17th St	Retail
Orange	Seal Beach	Dunn-Edwards	12830 Seal Beach	Retail

Orange	Stanton	Vista Paint	8615 Katella Ave	Retail
Orange	Tustin	Dunn-Edwards	13662 Newport Ave	Retail
Orange	Tustin	Sherwin-Williams	1150 Irvine Blvd	Retail
Orange	Westminster	Dunn-Edwards	15261 Beach Blvd	Retail
Orange	Westminster	PPG Paints	15152 Golden West	Retail
Placer	Auburn	Kelly-Moore	431 Grass Valley Hwy	Retail
Placer	Auburn	Recology Auburn-Placer	12305 Shale Ridge	Transfer Station
Placer	Auburn	Sherwin-Williams	471 Grass Valley Hwy	Retail
Placer	Auburn	Warehouse Paints	200 Palm Ave	Retail
Placer	Rocklin	Kelly-Moore	4257 Rocklin Rd	Retail
Placer	Rocklin	Vista Paint	4445 Granite Dr	Retail
Placer	Roseville	Dunn-Edwards	1850 Douglas Blvd	Retail
Placer	Roseville	Kelly-Moore	1018 Douglas Blvd	Retail
Placer	Roseville	Sherwin-Williams	212 Harding Blvd	Retail
Placer	Roseville	Sherwin-Williams	1000 Melody Ln	Retail
Placer	Roseville	Western Placer WMA	3033 Fiddymont Rd	HHW Facility
Placer	Tahoe City	Tahoe City Ace Hardware	715 River Rd	Retail
Placer	Truckee	Eastern Regional Landfill	900 Cabin Creek Rd	HHW Facility
Plumas	Chester	Chester Paint Center	201 Main St	Retail
Plumas	Quincy	Quincy Paint Center	293 Lawrence St	Retail
Riverside	Anza	Anza Transfer Station	40329 Terwilliger Rd	Transfer Station
Riverside	Beaumont	Beaumont ABOP	16411 Lamb Canyon	Transfer Station
Riverside	Bermuda Dunes	Dunn-Edwards	78078 Country Club	Retail
Riverside	Blythe	Inland Builders Supply	1224 W Hobson Way	Retail
Riverside	Cathedral City	Dunn-Edwards	68-955 Perez Rd	Retail
Riverside	Cathedral City	Edom Hill Transfer Station	70-100 Edom Hill Rd	Transfer Station
Riverside	Cathedral City	Sherwin-Williams	68-743 Perez Rd	Retail
Riverside	Cathedral City	Vista Paint	68956 Perez Rd	Retail
Riverside	Coachella	Coachella Transfer Station	87-011A Landfill Rd	Transfer Station
Riverside	Corona	Dunn-Edwards	284 Dupont St	Retail
Riverside	Corona	Sherwin-Williams	284 Dupont St	Retail
Riverside	Corona	Vista Paint	1431 Rimpau Ave	Retail
Riverside	Hemet	Sherwin-Williams	415 W Stetson Ave	Retail
Riverside	Idyllwild	Idyllwild Transfer Station	28100 Saunders Meadow Rd	Transfer Station
Riverside	La Quinta	Sherwin-Williams	79405 Hwy 111	Retail

Riverside	Moreno Valley	Dunn-Edwards	23050 Hemlock Ave	Retail
Riverside	Moreno Valley	Moreno Valley ABOP	31125 Ironwood Ave	Transfer Station
Riverside	Moreno Valley	Sherwin Williams	12625 Frederick St	Retail
Riverside	Moreno Valley	Vista Paint	23030 Sunnymead	Retail
Riverside	Murrieta	Dunn-Edwards	26901 Jefferson Ave	Retail
Riverside	Murrieta	Murrieta ABOP Facility	25315 Jefferson Ave	Other
Riverside	Murrieta	Sherwin-Williams	26499 Jefferson Ave	Retail
Riverside	Palm Desert	PPG Paints	74-240 Hwy 111	Retail
Riverside	Palm Desert	Sherwin-Williams	39745 Washington St	Retail
Riverside	Palm Desert	Sherwin-Williams	39760 Garand Ln	Retail
Riverside	Palm Desert	Vista Paint	77920 Wolf Rd	Retail
Riverside	Palm Springs	Dunn-Edwards	1424 N Palm Canyon	Retail
Riverside	Palm Springs	Palm Springs HHWCF	1100 Vella Rd	HHW Facility
Riverside	Perris	CR&R Perris Transfer Station	1706 Goetz Rd	Transfer Station
Riverside	Riverside	Agua Mansa HHWCF	1780 Agua Mansa Rd	HHW Facility
Riverside	Riverside	Amazon Paint	779 Palmyrita Ave	Paint Recycler
Riverside	Riverside	Dunn-Edwards	6891 Indiana Ave	Retail
Riverside	Riverside	PPG Paints	6655 Indiana Ave	Retail
Riverside	Riverside	Sherwin-Williams	8625 Indiana Ave	Retail
Riverside	Riverside	Sherwin-Williams	3570 Arlington Ave	Retail
Riverside	Riverside	Vista Paint	3939 Tyler Ave	Retail
Riverside	Temecula	Sherwin-Williams	41662 Enterprise Cir	Retail
Riverside	Temecula	Sherwin-Williams	27355 Jefferson Ave	Retail
Riverside	Temecula	Vista Paint	27250 Madison Ave	Retail
Sacramento	Carmichael	Kelly-Moore	4555 Manzanita Ave	Retail
Sacramento	Citrus Heights	Kelly-Moore	7841 Greenback Ln	Retail
Sacramento	Citrus Heights	Sherwin-Williams	8065 Greenback Ln	Retail
Sacramento	Citrus Heights	Warehouse Paints	8113 Auburn Blvd	Retail
Sacramento	Elk Grove	Elk Grove Special Waste	9255 Disposal Ln	HHW Facility
Sacramento	Elk Grove	Kelly-Moore	10299 E Stockton	Retail
Sacramento	Folsom	Kelly-Moore	435 Blue Ravine Rd	Retail
Sacramento	Folsom	Sherwin-Williams	306 E Bidwell St	Retail
Sacramento	N Highlands	Sacramento County	4450 Roseville Rd	HHW Facility
Sacramento	Rancho Cordova	Dunn-Edwards	11521 Folsom Blvd	Retail
Sacramento	Rancho Cordova	Kelly-Moore	3068 Sunrise Blvd	Retail
Sacramento	Rancho Cordova	Sherwin-Williams	11076 Coloma Rd	Retail

Sacramento	Rancho Cordova	Vista Paint	11043 Folsom Blvd	Retail
Sacramento	Rancho Cordova	Warehouse Paints	10117 Mills Station	Retail
Sacramento	Sacramento	Amazon Paint	5101 Raley Blvd	Paint Recycler
Sacramento	Sacramento	Dunn-Edwards	6770 Folsom Blvd	Retail
Sacramento	Sacramento	Emigh Ace Hardware	3555 El Camino Ave	Retail
Sacramento	Sacramento	Kelly-Moore	2697 Florin Rd	Retail
Sacramento	Sacramento	Kelly-Moore	6800 Folsom Blvd	Retail
Sacramento	Sacramento	Kelly-Moore	7810 Stockton Blvd	Retail
Sacramento	Sacramento	Kelly-Moore	2333 Arden Way	Retail
Sacramento	Sacramento	PPG Paints	2513 Arden Way	Retail
Sacramento	Sacramento	Sacramento Recycling	8491 Fruitridge Rd	HHW Facility
Sacramento	Sacramento	Sherwin-Williams	1200 Del Paso Rd	Retail
Sacramento	Sacramento	Sherwin-Williams	3119 Arden Way	Retail
Sacramento	Sacramento	Sherwin-Williams	5122 Madison Ave	Retail
Sacramento	Sacramento	Sherwin-Williams	1015 N Market Blvd	Retail
Sacramento	Sacramento	Visions Paint Recycling	4105 S Market Ct	Paint Recycler
Sacramento	Sloughhouse	Kiefer Landfill	12701 Kiefer Blvd	HHW Facility
San Benito	Hollister	Hollister Paint	57 East St	Retail
San Benito	Hollister	John Smith Landfill	2650 John Smith Rd	HHW Facility
San Bernardino	Apple Valley	Apple Valley HHWF	13450 Nomwaket Rd	HHW Facility
San Bernardino	Barstow	Corp Yard	900 S Avenue H	HHW Facility
San Bernardino	Big Bear	Public Service Yard	42040 Garstin Dr	HHW Facility
San Bernardino	Big Bear City	Paradise Maintenance. Yard	417 Grenfall Ln	Transfer Station
San Bernardino	Big Bear Lake	Big Bear Paint Center	42118 Big Bear Blvd	Retail
San Bernardino	Big River	Big River Fire Station (ABOP)	150260 Capistrano Way	Other
San Bernardino	Chino	Public Works	5050 Schaefer Ave	HHW Facility
San Bernardino	Chino	Sherwin-Williams	11985 Central Ave	Retail
San Bernardino	Chino Hills	Dunn-Edwards	3570 Grand Ave	Retail
San Bernardino	Colton	Dunn-Edwards	1211 E Washington	Retail
San Bernardino	Fontana	City of Fontana HHWF	16454 Orange Way	HHW Facility
San Bernardino	Hesperia	Hesperia Fire Station	17443 Lemon St	HHW Facility
San Bernardino	Hesperia	Sherwin-Williams	11938 Hesperia Rd	Retail
San Bernardino	Joshua Tree	Flood Control Building	62499 29 Palms Hwy	HHW Facility
San Bernardino	Lucerne Valley	County Fire Station (ABOP)	33269 Old Woman Springs Rd	Other
San Bernardino	Montclair	Sherwin-Williams	8955 Central Ave	Retail

San Bernardino	Needles	Havasu Fire (ABOP)	148808 Havasu Lake	Other
San Bernardino	Ontario	City of Ontario HHWF	1430 S Cucamonga	HHW Facility
San Bernardino	Ontario	Dunn-Edwards	2401 S Vineyard Ave	Retail
San Bernardino	Ontario	Sherwin-Williams	151 Kettering Dr	Retail
San Bernardino	Ontario	Sherwin-Williams	2550 S Archibald Ave	Retail
San Bernardino	Ontario	Shilpark Paint	2395 S Archibald Ave	Retail
San Bernardino	Ontario	Vista Paint	2268 S Mountain Ave	Retail
San Bernardino	Phelan	Mills True Value	3936 Phelan Rd	Retail
San Bernardino	Rancho Cucamonga	Dunn-Edwards	12899 Foothill Blvd	Retail
San Bernardino	Rancho Cucamonga	Rancho Cucamonga HHWF	8794 Lion St	HHW Facility
San Bernardino	Rancho Cucamonga	Vista Paint	11849 Foothill Blvd	Retail
San Bernardino	Redlands	City Yard	500 Kansas St	HHW Facility
San Bernardino	Rialto	City Maintenance.Yard	246 S Willow Ave	HHW Facility
San Bernardino	Rialto	Sherwin-Williams	1175 W Renaissance	Retail
San Bernardino	San Bernardino	San Bernardino Airport	2824 East W St	HHW Facility
San Bernardino	San Bernardino	Sherwin-Williams	1408 South E St	retail
San Bernardino	San Bernardino	Sherwin-Williams	1375 Camino Real Rd	Retail
San Bernardino	San Bernardino	Vista Paint	414 Redlands Blvd	Retail
San Bernardino	Upland	Dunn-Edwards	1256 W Seventh St	Retail
San Bernardino	Upland	City Yard	1370 N Benson Ave	HHW Facility
San Bernardino	Victorville	County Fairgrounds	14800 Seventh St	HHW Facility
San Bernardino	Victorville	Dunn-Edwards	12475 Mariposa Rd	Retail
San Bernardino	Wrightwood	Mountain Hardware	1390 Highway 2	Retail
San Bernardino	Yucaipa	Crown Ace Hardware	12157 Fifth St	Retail
San Diego	Carlsbad	Sherwin-Williams	7040 Avenue Encinas	Retail
San Diego	Chula Vista	Dunn-Edwards	1552 East H St	Retail
San Diego	Chula Vista	Sherwin-Williams	45 N Fourth Ave	Retail
San Diego	Chula Vista	Sherwin-Williams	895 Third Ave	Retail
San Diego	Chula Vista	South Bay Regional	1800 Maxwell Rd	HHW Facility
San Diego	Chula Vista	Vista Paint	15 N Fourth Ave	Retail
San Diego	Coronado	Coronado HHW Program	101 B Ave	HHW Facility
San Diego	Del Mar	Dunn-Edwards	2689 Via De La Valle	Retail
San Diego	El Cajon	City of El Cajon	1001 W Bradley Ave	Transfer Station
San Diego	El Cajon	Dunn-Edwards	1255 E Main St	Retail
San Diego	El Cajon	Sherwin-Williams	1604 N Magnolia Ave	Retail
San Diego	El Cajon	Sherwin-Williams	1154 E Main St	Retail
San Diego	El Cajon	Vista Paint	1220 N Magnolia Ave	Retail
San Diego	Encinitas	Dunn-Edwards	237 N El Camino Real	Retail

San Diego	Encinitas	Sherwin-Williams	208 N El Camino Real	Retail
San Diego	Encinitas	Vista Paint	270 N El Camino Real	Retail
San Diego	Escondido	Dunn-Edwards	505 N Broadway	Retail
San Diego	Escondido	Escondido HHWF	1044 W Washington	HHW Facility
San Diego	Escondido	Sherwin-Williams	615 N Escondido Blvd	Retail
San Diego	Escondido	Sherwin-Williams	574 N Tulip St	Retail
San Diego	Escondido	Vista Paint	602 N Escondido Blvd	Retail
San Diego	La Mesa	Dunn-Edwards	5250 Jackson Dr	Retail
San Diego	La Mesa	Sherwin-Williams	8784 Grossmont Blvd	Retail
San Diego	Lemon Grove	Sherwin-Williams	6941 Federal Blvd	Retail
San Diego	National City	Dunn-Edwards	1747 Sweetwater Rd	Retail
San Diego	Oceanside	Sherwin-Williams	1793 Oceanside Blvd	Retail
San Diego	Poway	City of Poway HHWF	12325 Crosthwaite	HHW Facility
San Diego	Poway	Dunn-Edwards	12344 Poway Rd	Retail
San Diego	Poway	Sherwin-Williams	13355 Midland Rd	Retail
San Diego	Ramona	Ramona HHWF	324 Maple St	HHW Facility
San Diego	San Diego	Dunn-Edwards	2011 El Cajon Blvd	Retail
San Diego	San Diego	Dunn-Edwards	3191 Sports Arena	Retail
San Diego	San Diego	Dunn-Edwards	5180 Mission Blvd	Retail
San Diego	San Diego	Dunn-Edwards	7347 Clairemont Mesa Blvd	Retail
San Diego	San Diego	Dunn-Edwards	8400 Miramar Rd	Retail
San Diego	San Diego	HHW Transfer Facility	5161 Convoy St	HHW Facility
San Diego	San Diego	PPG Paints	7570 Clairemont Mesa Blvd	Retail
San Diego	San Diego	Sherwin-Williams	6625 Miramar Rd	Retail
San Diego	San Diego	Sherwin-Williams	1220 Garnet Ave	Retail
San Diego	San Diego	Sherwin-Williams	2231 Morena Blvd	Retail
San Diego	San Diego	Sherwin-Williams	4925 Convoy St	Retail
San Diego	San Diego	Sherwin-Williams	6080 Miramar Rd	Retail
San Diego	San Diego	Sherwin-Williams	4802 Convoy St	Retail
San Diego	San Diego	Sherwin-Williams	3301 El Cajon Blvd	Retail
San Diego	San Diego	Sherwin-Williams	3677 Sports Arena	Retail
San Diego	San Diego	Sherwin-Williams	980 Hornblend St	Retail
San Diego	San Diego	Shilpark Paint	7550 Miramar Rd	Retail
San Diego	San Diego	Vista Paint	5700 Kearny Villa Rd	Retail
San Diego	San Diego	Vista Paint	1228 Knoxville St	Retail
San Diego	San Diego	Vista Paint	7070 Miramar Rd	Retail
San Diego	Santee	Sherwin-Williams	9567 Mission Gorge	Retail
San Diego	Vista	Dunn-Edwards	1970-1972 Hacienda	Retail
San Diego	Vista	Sherwin-Williams	1919 W Vista Way	Retail
San Diego	Vista	Sherwin-Williams	2070 Hacienda Dr	Retail

San Diego	Vista	Vista HHWF	1145 E Taylor St	HHW Facility
San Diego	Vista	Vista Paint	611 Sycamore Ave	Retail
San Francisco	San Francisco	Brownies Hardware	1563 Polk St	Retail
San Francisco	San Francisco	California Paint Co	1833 Egbert Ave	Retail
San Francisco	San Francisco	Center Hardware	3003 Third St	Retail
San Francisco	San Francisco	Cliffs Variety	479 Castro St	Retail
San Francisco	San Francisco	Cole Hardware	2254 Polk St	Retail
San Francisco	San Francisco	Cole Hardware	70 Fourth St	Retail
San Francisco	San Francisco	Cole Hardware	956 Cole St	Retail
San Francisco	San Francisco	Cole Hardware	345 Ninth St	Retail
San Francisco	San Francisco	Cole Hardware	627 Vallejo St	Retail
San Francisco	San Francisco	Creative Paint	5435 Geary Blvd	Retail
San Francisco	San Francisco	Dunn Edwards	750 Bryant St	Retail
San Francisco	San Francisco	Fredericksen Hardware	3029 Fillmore St	Retail
San Francisco	San Francisco	Golden City Building Supply	1279 Pacific Ave	Retail
San Francisco	San Francisco	Kelly-Moore	1020 Harrison St	Retail
San Francisco	San Francisco	Kelly-Moore	445 Taraval St	Retail
San Francisco	San Francisco	Kelly-Moore	565 S Van Ness Ave	Retail
San Francisco	San Francisco	Kelly-Moore	701 Bayshore Blvd	Retail
San Francisco	San Francisco	Lasts Paint	2141 Mission St	Retail
San Francisco	San Francisco	PPG Paints	548 Seventh St	Retail
San Francisco	San Francisco	Recology SF HHWF	501 Tunnel Ave	HHW Facility
San Francisco	San Francisco	Sherwin-Williams	320 Fourth St	Retail
San Francisco	San Francisco	Sherwin-Williams	1503A Sloat Blvd	Retail
San Joaquin	Escalon	Strands Ace Hardware Inc	3360 McHenry Ave	Retail
San Joaquin	Escalon	True Value Hardware	1436 Main St	Retail
San Joaquin	Lathrop	Sherwin-Williams	15390 S Harlan Rd	Retail
San Joaquin	Lodi	Kelly-Moore	350 E Kettleman Ln	Retail
San Joaquin	Lodi	North County Recycling	17720 E Harney Ln	Transfer Station
San Joaquin	Manteca	Kelly-Moore	210 S Main St	Retail
San Joaquin	Manteca	Lovelace Transfer Station	2323 E Lovelace Rd	Transfer Station
San Joaquin	Ripon	Schempers Ace Hardware	150 N Wilma Ave	Retail
San Joaquin	Stockton	Habitat Restore	4933 West Ln	Reuse Store
San Joaquin	Stockton	Kelly-Moore	2225 Monte Diablo	Retail
San Joaquin	Stockton	Kelly-Moore	3206 E Hammer Ln	Retail
San Joaquin	Stockton	PPG Paints	2504 Monte Diablo A	Retail
San Joaquin	Stockton	San Joaquin HHWF	7850 R A Bridgeford	HHW Facility
San Joaquin	Stockton	Sherwin-Williams	3304 E Hammer Ln	Retail
San Joaquin	Stockton	Stockton Color Center	2104 Pacific Ave	Retail

San Joaquin	Stockton	Velvacon/Pittsburgh	706 E Main St	Retail
San Joaquin	Tracy	Kelly-Moore	2630 N Tracy Blvd	Retail
San Joaquin	Tracy	Van's Ace Hardware	2695 N Tracy Blvd	Retail
San Luis Obispo	Arroyo Grande	Miners Ace Hardware	186 Station Way	Retail
San Luis Obispo	Arroyo Grande	Walmart	1168 W Branch St	Retail
San Luis Obispo	Atascadero	Chicago Grade Landfill	2290 Homestead Rd	HHW Facility
San Luis Obispo	Atascadero	Home Depot	905 El Camino Real	Retail
San Luis Obispo	Atascadero	Miners Ace Hardware	9370 El Camino Real	Retail
San Luis Obispo	Atascadero	Sherwin-Williams	5995 Entrada Ave	Retail
San Luis Obispo	Atascadero	Terra Paints	8384 El Camino Real	Retail
San Luis Obispo	Cambria	Cambria True Value	2345 Village Ln	Retail
San Luis Obispo	Grover Beach	Miners Ace Hardware	1056 W Grand Ave	Retail
San Luis Obispo	Los Osos	Miners Ace Hardware	1080 Los Osos Valley	Retail
San Luis Obispo	Morro Bay	Miners Ace Hardware	510 Atascadero Rd	Retail
San Luis Obispo	Morro Bay	Morro Bay HHWF	160 Atascadero Rd	HHW Facility
San Luis Obispo	Nipomo	Miners Ace Hardware	553 W Tefft St	Retail
San Luis Obispo	Nipomo	Nipomo HHWF	509 Southland St	HHW Facility
San Luis Obispo	Paso Robles	Blakes True Value Home	1701 Riverside Ave	Retail
San Luis Obispo	Paso Robles	Heritage Ranch CSD	4860 Heritage Rd	HHW Facility
San Luis Obispo	Paso Robles	Kelly-Moore	611 Creston Rd	Retail
San Luis Obispo	Paso Robles	Paso Robles Landfill	9000 Highway 46 E	HHW Facility
San Luis Obispo	Paso Robles	Sherwin-Williams	1313 Riverside Ave	Retail

San Luis Obispo	Paso Robles	Walmart	180 Niblick Rd	Retail
San Luis Obispo	San Luis Obispo	Cold Canyon Landfill	2268 Carpenter Canyon Rd	HHW Facility
San Luis Obispo	San Luis Obispo	Dunn Edwards	205 Higuera St	Retail
San Luis Obispo	San Luis Obispo	Home Depot	1551 Froom Ranch	Retail
San Luis Obispo	San Luis Obispo	Kelly-Moore	187 Tank Farm Rd	Retail
San Luis Obispo	San Luis Obispo	Miners Ace Hardware	2034 Santa Barbara	Retail
San Luis Obispo	San Luis Obispo	Sherwin-Williams	102 Cross St	Retail
San Luis Obispo	San Luis Obispo	Sherwin-Williams	3281 S Higuera St	Retail
San Luis Obispo	San Luis Obispo	Warnes Paint	153 Cross St	Retail
San Luis Obispo	Templeton	Hewitt Hardware	428 S Main St	Retail
San Mateo	Belmont	Grays Paint & Wallpaper	601 Ralston Ave	Retail
San Mateo	Burlingame	Grays Paint & Wallpaper	783 California Dr	Retail
San Mateo	Burlingame	Sherwin-Williams	1525 Rollins Rd	Retail
San Mateo	Daly City	Dunn-Edwards	2201 Junipero Serra	Retail
San Mateo	Daly City	Kelly-Moore	6835 Mission St	Retail
San Mateo	Daly City	Sherwin-Williams	7298 Mission St	Retail
San Mateo	Half Moon Bay	Hassett Ace Hardware	111 Main St	Retail
San Mateo	Millbrae	Kelly-Moore	1497 El Camino Real	Retail
San Mateo	Pacifica	Recology of the Coast	1046 Palmetto Ave	Transfer Station
San Mateo	Redwood City	Hassett Ace Hardware	282 Woodside Plaza	Retail
San Mateo	Redwood City	Kelly-Moore	1391 Woodside Rd	Retail
San Mateo	San Bruno	Recology of San Bruno	101 Tanforan Ave	Transfer Station
San Mateo	San Carlos	Kelly-Moore	1075 Commercial St	Retail
San Mateo	San Carlos	PPG Paints	476 Industrial Rd	Retail
San Mateo	San Carlos	South Bay Recycling	333 Shoreway Rd	Transfer Station
San Mateo	San Mateo	Dunn-Edwards	3580 S El Camino	Retail
San Mateo	San Mateo	Hassett Ace Winsom	545 First Ave	Retail
San Mateo	San Mateo	Kelly-Moore	616 South B St	Retail
San Mateo	San Mateo	San Mateo HHWCF	32 Tower Rd	HHW Facility

San Mateo	San Mateo	Sherwin-Williams	2240 S El Camino	Retail
San Mateo	South SF	Blue Line Transfer Station	500 E Jamie Ct	Transfer Station
San Mateo	South SF	Kelly-Moore	113 Hickey Blvd	Retail
Santa Barbara	Buellton	HSS Recycling Center	97 Commerce Dr	Recycling Center
Santa Barbara	Carpinteria	City of Carpinteria	5775 Carpinteria Ave	Other
Santa Barbara	Goleta	Goleta Recycle Center	20 David Love Pl	Recycling Center
Santa Barbara	Lompoc	Lompoc HHWF	1585 North V St	HHW Facility
Santa Barbara	Lompoc	Sherwin-Williams	137 W Central Ave	Retail
Santa Barbara	Santa Barbara	Community HW Center	USCB EH&S Bldg - 565 Mesa Rd	HHW Facility
Santa Barbara	Santa Barbara	Dunn-Edwards	233 W Carrillo St	Retail
Santa Barbara	Santa Barbara	PPG Paints	132 E Montecito St	Retail
Santa Barbara	Santa Barbara	Santa Barbara Paint	526 Laguna St	Retail
Santa Barbara	Santa Barbara	Santa Barbara Recycle	725 Cacique St	Recycling Center
Santa Barbara	Santa Barbara	Sherwin-Williams	617 Chapala St	Retail
Santa Barbara	Santa Barbara	Vista Paint	516 E Gutierrez St #4	Retail
Santa Barbara	Santa Maria	HSS Recycling Center	1850 W Betteravia Rd	Recycling Center
Santa Barbara	Santa Maria	Kelly-Moore	1760 S Broadway	Retail
Santa Barbara	Santa Maria	PPG Paints	721 S Miller St	Retail
Santa Barbara	Santa Maria	Santa Maria Landfill	2065 E Main St	HHW Facility
Santa Barbara	Santa Maria	Sherwin-Williams	2049 S Broadway	Retail
Santa Barbara	Solvang	Valley Hardware	1665 Mission Dr	Retail
Santa Clara	Campbell	Kelly-Moore	1501 W Campbell	Retail
Santa Clara	Campbell	Sherwin-Williams	1825 S Bascom Ave	Retail
Santa Clara	Cupertino	Kelly-Moore	1505 S De Anza Blvd	Retail
Santa Clara	Gilroy	Kelly-Moore	8565 Monterey St	Retail
Santa Clara	Gilroy	Sherwin-Williams	8589 Monterey St	Retail
Santa Clara	Los Gatos	Los Gatos Ace Hardware	15300 Los Gatos Blvd	Retail
Santa Clara	Milpitas	Kelly-Moore	301 W Calaveras Blvd	Retail
Santa Clara	Milpitas	Sherwin-Williams	15 N Milpitas Blvd	Retail
Santa Clara	Morgan Hill	Kelly-Moore	820 E Dunne Ave	Retail
Santa Clara	Morgan Hill	Sherwin-Williams	257 Vineyard Town Center	Retail
Santa Clara	Mountain View	Dunn-Edwards	1949 W El Camino	Retail
Santa Clara	Mountain View	Kelly-Moore	180 E El Camino Real	Retail
Santa Clara	Mountain View	Kelly-Moore	411 Fairchild Dr	Retail
Santa Clara	Palo Alto	Kelly-Moore	411 Page Mill Rd	Retail

Santa Clara	Palo Alto	Regional Water Quality	2501 Embarcadero	HHW Facility
Santa Clara	San Jose	Creative Paint	3159 Alum Rock Ave	Retail
Santa Clara	San Jose	Dunn-Edwards	1029 Blossom Hill Rd	Retail
Santa Clara	San Jose	Dunn-Edwards	690 N Winchester	Retail
Santa Clara	San Jose	Kelly-Moore	1145 S Bascom Ave	Retail
Santa Clara	San Jose	Kelly-Moore	1650 E Capitol Expy	Retail
Santa Clara	San Jose	Kelly-Moore	2910 Alum Rock Ave	Retail
Santa Clara	San Jose	Kelly-Moore	469 Blossom Hill Rd	Retail
Santa Clara	San Jose	Kelly-Moore	710 Auzerais Ave	Retail
Santa Clara	San Jose	Kelly-Moore	1912 Camden Ave	Retail
Santa Clara	San Jose	Kelly-Moore	375 Saratoga Ave	Retail
Santa Clara	San Jose	Leo Recycle	215 Leo Ave	Transfer Station
Santa Clara	San Jose	PPG Paints	1090 S Bascom Ave	Retail
Santa Clara	San Jose	Santa Clara County	1608 Las Plumas Ave	HHW Facility
Santa Clara	San Jose	Sherwin-Williams	960 S Bascom Ave	Retail
Santa Clara	San Jose	Sherwin-Williams	2606 Alum Rock Rd	Retail
Santa Clara	San Jose	Sherwin-Williams	850 The Alameda	Retail
Santa Clara	San Jose	Sherwin-Williams	3019 Monterey Rd	Retail
Santa Clara	San Jose	Sherwin-Williams	840 Willow St	Retail
Santa Clara	San Jose	Zanker Recycling	705 Los Esteros Rd	Transfer Station
Santa Clara	San Martin	Santa Clara County	13055 Murphy Ave	HHW Facility
Santa Clara	Santa Clara	Centrihouse Paints	2050 Duane Ave	Retail
Santa Clara	Santa Clara	Kelly-Moore	2057 El Camino Real	Retail
Santa Clara	Santa Clara	Kelly-Moore	901 Laurelwood Rd	Retail
Santa Clara	Santa Clara	Sherwin-Williams	1717 El Camino Real	Retail
Santa Clara	Sunnyvale	Kelly-Moore	999 E El Camino Real	Retail
Santa Clara	Sunnyvale	Smart Station	301 Carl Rd	Transfer Station
Santa Cruz	Ben Lomond	Ben Lomond Transfer Station	9835 Newell Creek	HHW Facility
Santa Cruz	Freedom	Sherwin-Williams	110 Airport Blvd	Retail
Santa Cruz	Santa Cruz	GreenSpace	719 Swift St 56-A	Retail
Santa Cruz	Santa Cruz	Kelly-Moore	1001 Ocean St	Retail
Santa Cruz	Santa Cruz	Santa Cruz Res Recovery	605 DiMeo Ln	HHW Facility
Santa Cruz	Santa Cruz	Sherwin-Williams	408 Front St	Retail
Santa Cruz	Watsonville	Buena Vista Landfill	1231 Buena Vista Dr	HHW Facility
Santa Cruz	Watsonville	Kelly-Moore	1405 Freedom Blvd	Retail
Santa Cruz	Watsonville	Watsonville Waste	320 Harvest Dr	HHW Facility
Shasta	Anderson	Hardware Express	1900 Marx Way	Retail
Shasta	Anderson	Paint Mart	3101 E St	Retail

Shasta	Burney	Burney Transfer Station	21105 Black Ranch	Transfer Station
Shasta	Redding	City of Redding HHWCF	2255 Abernathy Ln	HHW Facility
Shasta	Redding	Hardware Express	2225 Eureka Way	Retail
Shasta	Redding	Kelly-Moore	2686 Hilltop Dr	Retail
Shasta	Redding	Paint Mart	2330 Larkspur Ln	Retail
Shasta	Redding	Sherwin-Williams	2365 Athens Ave	Retail
Shasta	Shasta Lake	Hardware Express	3020 Cascade Blvd	Retail
Sierra	Loyalton	Loyalton Landfill	1 Garbage Pit Rd	Landfill
Siskiyou	Fort Jones	Fort Jones Lumber	12325 Marble View Dr	Retail
Siskiyou	Happy Camp	Happy Camp Transfer Station	65600 State Hwy 96	Transfer Station
Siskiyou	Mount Shasta	Black Butte Transfer Station	1310 Spring Hill Rd	Transfer Station
Siskiyou	Mount Shasta	Solanos Alpine Hardware	128 Morgan Way	Retail
Siskiyou	Tulelake	Tulelake Transfer Station	County Rd	Transfer Station
Siskiyou	Weed	Solanos Home Improvement	700 Shastina Dr	Retail
Siskiyou	Yreka	Yreka Oberlin Transfer Station	2420 Oberlin Rd	Transfer Station
Solano	Benicia	Corp Yard	2400 E Second St	Transfer Station
Solano	Fairfield	Kelly-Moore	1240 Oliver Rd	Retail
Solano	Fairfield	Solano Garbage	2901 Industrial Ct	HHW Facility
Solano	Suisun City	Suisun Ace Hardware	250 Sunset Ave	Retail
Solano	Vacaville	Kelly-Moore	105 Elmira Rd	Retail
Solano	Vacaville	Sherwin-Williams	141 Elmira Rd	Retail
Solano	Vacaville	Vacaville HHWF	855 1/2 Davis St	HHW Facility
Solano	Vallejo	Kelly-Moore	815 Tennessee St	Retail
Solano	Vallejo	Recology Vallejo	2021 Broadway St	Transfer Station
Sonoma	Cloverdale	Ace Hardware Cloverdale	750 S Cloverdale Blvd	Retail
Sonoma	Cotati	Dunn-Edwards	407 Aaron St	Retail
Sonoma	Healdsburg	Garrett Ace Hardware	1340 Healdsburg Ave	Retail
Sonoma	Petaluma	Kelly-Moore	905 Lakeville St	Retail
Sonoma	Petaluma	Petersons Paint	800 Lindberg Ln	Retail
Sonoma	Petaluma	Sherwin-Williams	905 E Washington St	Retail
Sonoma	Petaluma	Sonoma County	500 Mecham Rd	HHW Facility
Sonoma	Rohnert Park	Kelly-Moore	480 Rohnert Park Expressway	Retail
Sonoma	Rohnert Park	Sherwin-Williams	5673 Redwood Dr	Retail

Sonoma	Santa Rosa	Kelly-Moore	1026 Fourth St	Retail
Sonoma	Santa Rosa	Kelly-Moore	1478 Guerneville Rd	Retail
Sonoma	Santa Rosa	Kelly-Moore	217 Roberts Ave	Retail
Sonoma	Santa Rosa	Sherwin-Williams	3310 Airway Dr	Retail
Sonoma	Santa Rosa	Sherwin-Williams	1350 Farmers Ln	Retail
Sonoma	Sebastopol	Sebastopol Hardware	660 Gravenstein Hwy	Retail
Sonoma	Sonoma	Kelly-Moore	18506 Hwy 12	Retail
Sonoma	Windsor	Garrett Ace Hardware	10540 Old Redwood	Retail
Sonoma	Windsor	Kelly Moore	8868 Lakewood Dr	Retail
Stanislaus	Ceres	Richland Ace Hardware	2531 E Whitmore Ave	Retail
Stanislaus	Modesto	Dunn-Edwards	2000 W Orangeburg	Retail
Stanislaus	Modesto	Habitat Restore	630 Kearney Ave	Reuse Store
Stanislaus	Modesto	Kelly-Moore	1004 McHenry Ave	Retail
Stanislaus	Modesto	PPG Paints	1447 Coldwell Ave	Retail
Stanislaus	Modesto	Sherwin-Williams	3301 McHenry Ave	Retail
Stanislaus	Modesto	Stanislaus HHWF	1710 Morgan Rd	HHW Facility
Stanislaus	Modesto	Vista Paint	3900 Pelandale Ave	Retail
Stanislaus	Patterson	Sherwin-Williams	1065 Sperry Ave	Retail
Stanislaus	Salida	Kelly-Moore	5382 Pirrone Rd	Retail
Stanislaus	Turlock	Kelly-Moore	2100 W Monte Vista	Retail
Sutter	Yuba City	Sherwin-Williams	1191 Bridge St	Retail
Tehama	Corning	Corning Ace Hardware	2020 Solano St	Retail
Tehama	Corning	Tehama County Landfill	3281 Highway 99 W	HHW Facility
Tehama	Los Molinos	Los Molinos Ace Hardware	7930 State Hwy 99E	Retail
Tehama	Red Bluff	Paint Mart	435 Antelope Blvd	Retail
Tehama	Red Bluff	Tehama County Landfill	19995 Plymire Rd	HHW Facility
Trinity	Weaverville	Trinity Lumber	230 Washington St	Retail
Tulare	Dinuba	Dinuba Ace Lumber	441 W Tulare St	Retail
Tulare	Porterville	Sherwin-Williams	1212 W Olive Ave	Retail
Tulare	Visalia	Dunn-Edwards	1501 S Mooney Blvd	Retail
Tulare	Visalia	Kelly-Moore	3220 Mooney Blvd	Retail
Tulare	Visalia	PPG Paints	2010 E Mineral King	Retail
Tulare	Visalia	Corp Yard	335 N Cain St	HHW Facility
Tuolumne	Groveland	Groveland Transfer Station	10700 Merrell Rd	HHW Facility
Tuolumne	Jamestown	Jamestown HHWF	17855 High Sch	HHW Facility
Tuolumne	Sonora	Cal Sierra Trans Station	19309 Industrial Dr	Transfer Station
Tuolumne	Sonora	Kelly-Moore	880 Sanguinetti Rd	Retail
Ventura	Camarillo	Camarillo HHWF	880 Verdulera St	HHW Facility
Ventura	Camarillo	City of Oxnard HHWF	880 Verdulera St	HHW Facility

Ventura	Camarillo	Decor West	2124 Ventura Blvd	Retail
Ventura	Moorpark	Sherwin-Williams	275 W Los Angeles	Retail
Ventura	Newbury Park	Thousand Oaks HHWF	2010 Conejo Center	HHW Facility
Ventura	Ojai	Frontier Paint	227 Baldwin Rd	Retail
Ventura	Oxnard	Dunn-Edwards	685 E Ventura Blvd	Retail
Ventura	Oxnard	Sherwin-Williams	2011 Auto Center Dr	Retail
Ventura	Oxnard	Vista Paint	2100 Outlet Center Dr	Retail
Ventura	Simi Valley	Dunn-Edwards	50 W Easy St	Retail
Ventura	Simi Valley	Sherwin-Williams	3200 E Los Angeles	Retail
Ventura	Simi Valley	Sherwin-Williams	540 E Los Angeles	Retail
Ventura	Thousand Oaks	Decor Color & Design	2820 E Thousand Oaks Blvd	Retail
Ventura	Thousand Oaks	Dunn-Edwards	360 E Thousand Oaks Blvd	Retail
Ventura	Thousand Oaks	Sherwin-Williams	2994 E Thousand Oaks Blvd	Retail
Ventura	Ventura	City of Ventura HHWF	5275 Colt St	HHW Facility
Ventura	Ventura	Gold Coast Recycling	5275 Colt St	Transfer Station
Ventura	Ventura	Ventura County	5777 N Ventura Ave	HHW Facility
Yolo	Davis	Kelly-Moore	4120 Chiles Rd	Retail
Yolo	Esparto	Esparto Convenience Center	27075 County Rd 19A	Transfer Station
Yolo	W Sacramento	Kelly-Moore	831 Harbor Blvd	Retail
Yolo	Woodland	Sherwin-Williams	1392 E Main St	Retail
Yolo	Woodland	Westlake Hardware	1350 E Main St	Retail
Yolo	Woodland	Yolo County Landfill	44090 County Rd	HHW Facility
Yuba	Marysville	Habitat Restore	202 D St	Reuse Store
Yuba	Yuba City	Yuba-Sutter HHWF	134 Burns Dr	HHW Facility

PaintCare California Supplemental Sites - FY2019

County	City	Site Name	Address	Site Type	Events
Alameda	Albany	Golden Gate Fields (County)	1100 Eastshore Hwy	HHW Event	2
Alameda	Berkeley	Orchard Supply Hardware (Closed Oct 2018)	1025 Ashby Ave	Retail	0
Alameda	Castro Valley	Canyon Mid Sch (County)	19600 Cull Canyon	HHW Event	1
Alameda	Dublin	Micro Dental (City)	5601 Arnold Dr	HHW Event	1
Alameda	Fremont	Orchard Supply Hardware (Closed Nov 2018)	5130 Mowry Ave	Retail	0
Alameda	Livermore	OSH (Closed Oct 2018)	1450 First St	Retail	0
Alameda	Oakland	Oakland Coliseum (County)	7000 Coliseum Way	HHW Event	1
Alameda	Pleasanton	Fairgrounds (County)	4501 Pleasanton	HHW Event	1
Alameda	Pleasanton	Orchard Supply Hardware (Closed Nov 2018)	4555 Rosewood Dr	Retail	0
Alameda	San Leandro	Orchard Supply Hardware (Closed Nov 2018)	300 Floresta Blvd	Retail	0
Alameda	San Leandro	San Leandro Public Works (County)	14200 Chapman St	HHW Event	1
Alpine	Markleeville	Public Works (County)	50 Diamond Valley	HHW Event	2
Amador	Jackson	Amador County Airport	12380 Airport Rd	PC Event	1
Butte	Chico	Orchard Supply Hardware (Closed Oct 2018)	231 W East Ave	Retail	0
Calaveras	Arnold	County Rd Yard (County)	1191 Linebaugh Rd	HHW Event	1
Calaveras	San Andreas	Government Center (County)	891 Mountain Ranch	HHW Event	1
Calaveras	West Point	CalTrans Yard (County)	22412 Hwy 26	HHW Event	1
Contra Costa	Brentwood	Brentwood Transfer Station (Delta Diablo)	2301 Elkins Way	HHW Event	1
Contra Costa	Concord	Orchard Supply Hardware (Closed Nov 2018)	5424 Ygnacio Valley Rd	Retail	0
Contra Costa	Discovery Bay	Discovery Bay Sch (Delta Diablo)	1700 Willow Lake Rd	HHW Event	1
Contra Costa	El Sobrante	Hilltop Church of Christ	3301 Morningside Dr	HHW Event	1
Contra Costa	Hercules	Corp Yard (WCC)	1000 Sycamore Ave	HHW Event	1
Contra Costa	Moraga	Orchard Supply Hardware (Closed Nov 2018)	1550 Canyon Rd	Retail	0
Contra Costa	Pinole	Orchard Supply Hardware (Closed Nov 2018)	1440 Fitzgerald Dr	Retail	0

Contra Costa	Pleasant Hill	Orchard Supply Hardware (Closed Nov 2018)	155 Crescent Plaza	Retail	0
Contra Costa	Richmond	Richmond Galileo Club (WCC)	371 S 23rd St	HHW Event	1
Contra Costa	San Ramon	Orchard Supply Hardware (Closed Nov 2018)	3181 Crow Canyon	Retail	0
Del Norte	Crescent City	Del Norte County T S (County)	1700 State St	HHW Event	1
El Dorado	Camino	Fire Dept (County)	4040 Carson Rd	HHW Event	1
Fresno	Clovis	Orchard Supply Hardware (Closed Sep 2018)	147 W Shaw Ave	Retail	0
Fresno	Fresno	Fairgrounds (County)	1121 S Chance Ave	HHW Event	1
Fresno	Fresno	Orchard Supply Hardware (Closed Oct 2018)	1536 E Champlain	Retail	0
Fresno	Fresno	Orchard Supply Hardware (Closed Oct 2018)	5445 N Blackstone	Retail	0
Fresno	Fresno	Orchard Supply Hardware (Closed Oct 2018)	5653 Kings Canyon	Retail	0
Fresno	Fresno	Orchard Supply Hardware (Closed Oct 2018)	6055 N Figarden Dr	Retail	0
Inyo	Big Pine	Big Pine Transfer Station	Big Pine Dump Rd	HHW Facility	0
Inyo	Bishop	Bishop Landfill	110 Sunland Rd	HHW Facility	0
Inyo	Independence	Independence Landfill	Dump Rd	HHW Facility	0
Inyo	Lone Pine	Lone Pine Landfill	450 Substation Rd	HHW Facility	0
Kern	Bakersfield	Sherwin-Williams (Closed Aug 2018)	3528 Ming Ave	Retail	0
Kern	Boron	Boron Landfill (County)	11400 Boron Ave	HHW Event	1
Kern	California City	Calif. City Airport (County)	22636 Airport Way	HHW Event	1
Kern	Delano	McFarland Transfer Station (County)	11249 Stradley Ave	HHW Event	2
Kern	Kernville	Kern Valley Transfer Station (County)	6092 Wulstein Ave	HHW Event	4
Kern	Lebec	Lebec Transfer Station (County)	300 Landfill Rd	HHW Event	4
Kern	Mojave	Mojave Special Waste	17035 Finnin St	HHW Facility	
Kern	Taft	Taft Landfill (County)	13351 Elk Hills Rd	HHW Event	2

Kern	Tehachapi	Tehachapi Landfill (County)	12001 Tehachapi	HHW Event	10
Kings	Hanford	Orchard Supply Hardware (Closed Nov 2018)	700 N 11th Ave	Retail	
Lake	Clearlake	Quackenbush Mt Compost (County)	16520 Davis St	HHW Event	3
Lake	Hidden Valley	Fire Station (County)	19287 Hartman Rd	HHW Event	1
Lake	Lucerne	Lucerne Harbor (County)	6319 E Hwy 20	HHW Event	1
Lassen	Susanville	Diamond Mtn Casino	900 Skyline Dr	PC Event	1
Los Angeles	Agoura	Calabasas Landfill (County)	5300 Lost Hills Rd	HHW Event	1
Los Angeles	Alhambra	DPW (County)	900 S Fremont Ave	HHW Event	1
Los Angeles	Altadena	Fleet Maintenance Yard (County)	252 W Mtn View	HHW Event	1
Los Angeles	Arcadia	City of Arcadia (County)	285 W Huntington	HHW Event	1
Los Angeles	Arleta	Branford RecCenter (City)	13306 Branford St	HHW Event	2
Los Angeles	Artesia	Artesia Park (County)	18750 Clarkdale Ave	HHW Event	1
Los Angeles	Azusa	Northrop-Grumman (County)	1111 W Third St	HHW Event	1
Los Angeles	Baldwin Park	City of Baldwin Park (County)	14320 Morgan St	HHW Event	1
Los Angeles	Bell Gardens	John Anson Ford Park (County)	8000 Park Ln	HHW Event	1
Los Angeles	Bellflower	Simms Park (County)	16614 Clark Ave	HHW Event	1
Los Angeles	Beverly Hills	City of Beverly Hills (County)	Foothill Rd	HHW Event	1
Los Angeles	Burbank	City of Burbank (County)	1845 Ontario St	HHW Event	1
Los Angeles	Carson	Water Pollution Control Plant (County)	24501 S Figueroa St	HHW Event	1
Los Angeles	Castaic	Val Verde Park (County)	30300 Arlington St	HHW Event	1
Los Angeles	Cerritos	Orchard Supply Hardware (Closed Nov 2018)	13233 South St	Retail	0
Los Angeles	Cerritos	Vista Paint (Closed Mar 2019)	10717 E South St	Retail	0
Los Angeles	Claremont	Corp Yard (County)	1616 Monte Vista	HHW Event	1
Los Angeles	Compton	Compton Woodley Airport (County)	901 W Alondra Blvd	HHW Event	1
Los Angeles	Covina	City Yard (County)	534 N Barranca Ave	HHW Event	1
Los Angeles	Cudahy	Lugo Park (County)	7810 Otis Ave	HHW Event	1
Los Angeles	Culver City	Bill Botts Field (County)	9700 Jefferson Blvd	HHW Event	1
Los Angeles	Culver City	Culver City (County)	10808 Culver Blvd	HHW Event	2

Los Angeles	Culver City	Orchard Supply Hardware (Dropped Sep 2018)	11441 Jefferson	Retail	0
Los Angeles	Diamond Bar	Gateway Center (County)	Bridge Gate Dr	HHW Event	1
Los Angeles	Downey	City of Downey (County)	9300 Imperial Hwy	HHW Event	1
Los Angeles	Duarte	Civic Center (County)	1600 Huntington Dr	HHW Event	1
Los Angeles	El Monte	El Monte Airport (County)	4233 N Santa Anita	HHW Event	1
Los Angeles	Gardena	Johnson Park (County)	1200 W 170th St	HHW Event	1
Los Angeles	Glendora	Stadium Lot (County)	1000 W Foothill Blvd	HHW Event	1
Los Angeles	Granada Hills	Orchard Supply Hardware (Closed Oct 2018)	18060 Chatsworth	Retail	0
Los Angeles	Hacienda Heights	Dibble Adult Sch (County)	1600 Pontenova Ave	HHW Event	1
Los Angeles	Hawthorne	Sports Center (County)	3851 W El Segundo	HHW Event	1
Los Angeles	Hermosa Beach	Clark Field (County)	861 Valley Dr	HHW Event	1
Los Angeles	Hollywood	Orchard Supply Hardware (Closed Nov 2018)	4905 Hollywood	Retail	0
Los Angeles	Irwindale	City of Irwindale (County)	160 E Longden Ave	HHW Event	1
Los Angeles	La Crescenta	Orchard Supply Hardware (Closed Oct 2018)	3100 Foothill Blvd	Retail	
Los Angeles	La Habra Heights	Hacienda Park (County)	1885 N Hacienda	HHW Event	1
Los Angeles	La Mirada	La Mirada Park (County)	13701 Adelfa Dr	HHW Event	1
Los Angeles	La Puente	La Puente Park (County)	501 N Glendora Ave	HHW Event	1
Los Angeles	La Verne	City of La Verne (County)	Fairplex Dr	HHW Event	1
Los Angeles	La Verne	Orchard Supply Hardware (Closed Nov 2018)	2244 Foothill Blvd	Retail	0
Los Angeles	Lake Los Angeles	Vista San Gabriel Elementary (County)	18020 E Ave O	HHW Event	1
Los Angeles	Lake View Terrace	Hansen Dam Recreation Center (City)	11770 Foothill Blvd	HHW Event	1
Los Angeles	Lakewood	Orchard Supply Hardware (Closed Nov 2018)	6440 South St	Retail	0
Los Angeles	Lancaster	Jet Hawk Stadium	45116 Valley Central	PC Event	1
Los Angeles	Lawndale	Lawndale High (County)	14901 S Inglewood	HHW Event	1
Los Angeles	Lomita	City of Lomita (County)	24300 Narbonne	HHW Event	1
Los Angeles	Long Beach	Orchard Supply Hardware (Closed Nov 2018)	4100 Carson St	Retail	0
Los Angeles	Los Angeles	Eagle Rock Recreation Center (City)	1100 Eagle Vista Dr	HHW Event	1
Los Angeles	Los Angeles	Harvard Recreation Center (City)	1535 W 62nd St	HHW Event	1

Los Angeles	Los Angeles	LA City RSM (City)	3800 S Crenshaw	HHW Event	1
Los Angeles	Los Angeles	Montecito Heights Recreation Center (City)	4545 Homer St	HHW Event	1
Los Angeles	Los Angeles	Orchard Supply Hardware (Closed Nov 2018)	415 S La Brea Ave	Retail	0
Los Angeles	Los Angeles	Orchard Supply Hardware (Closed Nov 2018)	2020 S Bundy Dr	Retail	0
Los Angeles	Los Angeles	Roosevelt Park Senior Center (County)	7600 Graham Ave	HHW Event	1
Los Angeles	Los Angeles	South Park Recreation Center (City)	345 E 51st St	HHW Event	2
Los Angeles	Los Angeles	Yosemite Recreation Center (City)	1840 Yosemite Dr	HHW Event	1
Los Angeles	Lynwood	Lynwood City Streets (County)	1790 Bellinger St	HHW Event	1
Los Angeles	Malibu	City of Malibu (County)	23519 W Civic Center Way	HHW Event	1
Los Angeles	Marina Del Rey	Boat Parking (County)	13501 Fiji Way	HHW Event	1
Los Angeles	Maywood	Maywood Parks (County)	57th St @ Heliotrope	HHW Event	1
Los Angeles	Monrovia	Orchard Supply Hardware (Closed Nov 2018)	725 W Huntington	Retail	0
Los Angeles	Monrovia	Worley Parsons (County)	181 W Huntington	HHW Event	1
Los Angeles	Montebello	Grant Recreation Park (County)	600 N RCA Dr	HHW Event	1
Los Angeles	Monterey Park	City of Monterey Park (County)	1301 Cesar Chavez	HHW Event	1
Los Angeles	Monterey Park	East LA College	1700-1798 W Floral	PC Event	1
Los Angeles	North Hollywood	North Hollywood Recreation Center (City)	11430 Chandler Blvd	HHW Event	1
Los Angeles	Norwalk	Cerritos College (County)	11110 Alondra Blvd	HHW Event	1
Los Angeles	Paramount	Swap Meet (County)	7900 All American City Way	HHW Event	1
Los Angeles	Pasadena	OSH (Dropped Sep 2018)	3425 E Colorado	Retail	0
Los Angeles	Pasadena	Rose Bowl (County)	360 N Arroyo Blvd	HHW Event	1
Los Angeles	Pomona	LA County Fair (County)	1101 W McKinley	HHW Event	1
Los Angeles	Rancho Palos Verdes	Rancho Palos Verdes (County)	30940 Hawthorne Blvd	HHW Event	1
Los Angeles	Redondo Beach	Performing Arts Center (County)	1935 Manhattan Beach Blvd	HHW Event	2
Los Angeles	Rolling Hills	Orchard Supply Hardware (Closed Nov 2018)	43 Peninsula Center	Retail	0
Los Angeles	S El Monte	City Hall (County)	1415 Santa Anita	HHW Event	1

Los Angeles	S Pasadena	School District (County)	1020 El Centro St	HHW Event	1
Los Angeles	San Gabriel	San Gabriel Mission Playhouse (County)	320 S Mission Dr	HHW Event	1
Los Angeles	Santa Clarita	College of the Canyons (County)	26455 Rockwell Canyon Rd	HHW Event	2
Los Angeles	Santa Clarita	Park & Ride (County)	19201 Via Princessa	HHW Event	1
Los Angeles	Santa Fe Springs	Fire Academy (County)	11400 Greenstone Ave	HHW Event	1
Los Angeles	Sherman Oaks	Van Nuys Recreation Center (City)	14201 Huston St	HHW Event	1
Los Angeles	Sierra Madre	City of Sierra Madre (County)	45 Mariposa St	HHW Event	1
Los Angeles	Signal Hill	Smith Paint (Closed Jul 2018)	2875 Cherry Ave	Retail	0
Los Angeles	South Gate	South Gate Park (County)	4701 Tweedy Blvd	HHW Event	1
Los Angeles	S Pasadena	Orchard Supply Hardware (Closed Aug 2018)	452 Fair Oaks Ave	Retail	0
Los Angeles	Sunland	Sunland Recreation Center (City)	8651 Foothill Blvd	HHW Event	1
Los Angeles	Sylmar	Sylmar Recreation Center (City)	13109 Borden Ave	HHW Event	1
Los Angeles	Torrance	Normandale Playground (City)	22400 Halldale Ave	HHW Event	1
Los Angeles	Torrance	Orchard Supply Hardware (Closed Sep 2018)	1930 Hawthorne	Retail	0
Los Angeles	Torrance	Parking Lot at Honda (County)	1919 Torrance Blvd	HHW Event	1
Los Angeles	Van Nuys	Orchard Supply Hardware (Closed Oct 2018)	5960 Sepulveda	Retail	0
Los Angeles	West Covina	Maintenance Dept (County)	825 Sunset Ave	HHW Event	1
Los Angeles	Whittier	Liberty Plaza (County)	14181 Telegraph Rd	HHW Event	1
Los Angeles	Whittier	Orchard Supply Hardware (Closed Nov 2018)	15311 E Whittier	Retail	0
Los Angeles	Whittier	Rio Hondo College (County)	3600 Workman Mill	HHW Event	1
Los Angeles	Woodland Hills	Orchard Supply Hardware (Closed Nov 2018)	19800 Ventura Blvd	Retail	0
Madera	Oakhurst	Yosemite High (County)	50200 Rd 427	HHW Event	1
Marin	Bolinas	Fire Dept (City)	100 Mesa Rd	HHW Event	1
Marin	Point Reyes Station	Fire Station (City)	101 Fourth St	HHW Event	1

Marin	San Rafael	Orchard Supply Hardware (Closed Oct 2018)	1151 Andersen Dr	Retail	0
Mendocino	Boonville	County Fair (HazMobile)	14400 Highway 128	HHW Event	2
Mendocino	Comptche	Fire Dept (HazMobile)	8491 Flynn Creek	HHW Event	1
Mendocino	Covelo	Covelo Transfer Station (HazMobile)	90500 Refuse Rd	HHW Event	1
Mendocino	Laytonville	Fire Dept (HazMobile)	44950 Willis Ln	HHW Event	2
Mendocino	Point Arena	Pt Arena Pier (HazMobile)	810 Port Rd	HHW Event	1
Mendocino	Willits	Brooktrails (HazMobile)	24860 Birch St	HHW Event	1
Mendocino	Willits	Corp Yard (HazMobile)	380 E Commercial	HHW Event	4
Merced	Los Banos	Fairgrounds (County)	403 F St	HHW Event	2
Monterey	Aromas	Wilson Park (SVSWA)	300 Aromas Rd	HHW Event	1
Monterey	Big Sur	Big Sur Multi-Agency Facility (MRWMD)	47555 Highway 1	HHW Event	1
Monterey	Bradley	Bradley Transfer Station SVSMA)	53750 Bradley Rd	HHW Event	1
Monterey	Gonzales	Fairview Sch (SVSWA)	401 Fourth St	HHW Event	2
Monterey	Greenfield	Memorial Hall (SVSWA)	615 El Camino Real	HHW Event	1
Monterey	Greenfield	Tri-Cities Disposal Yard (SVSWA)	621 El Camino Real	HHW Event	1
Monterey	King City	King City High Sch (SVSWA)	720 Broadway St	HHW Event	3
Monterey	Monterey	Monterey Peninsula College (MRWMD)	980 Fremont St	HHW Event	1
Monterey	Pajaro	Berry Bowl (SVSWA)	416 Salinas Rd	HHW Event	2
Monterey	Pebble Beach	Pebble Beach Comm Services (District)	3101 Forest Lake	HHW Event	1
Monterey	Salinas	Orchard Supply Hardware (Closed Nov 2018)	1067 N Davis Rd	Retail	0
Monterey	San Ardo	County DPW (SVSWA)	62544 Main St	HHW Event	1
Monterey	San Lucas	San Lucas Sch (SVSWA)	53675 San Benito St	HHW Event	2
Monterey	Sand City	Orchard Supply Hardware (Closed Nov 2018)	800 Playa Ave	Retail	0
Monterey	Soledad	Shopping Center (SVSWA)	3016 H De La Rosa Sr St	HHW Event	1
Monterey	Soledad	City Corp Yard (SVSWA)	1060 State St	HHW Event	1
Monterey	Soledad	Soledad High (SVSWA)	425 Gabilan Dr	HHW Event	1
Napa	Calistoga	County Fairgrounds (Upper Valley WMA)	1435 N Oak St	HHW Event	1
Napa	Napa	Orchard Supply Hardware (Dropped Aug 2018)	3980 Bel Aire Plaza	Retail	0

Napa	St Helena	Rutherford Winery (Upper Valley WMA)	1673 St Helena Hwy	HHW Event	1
Napa	Yountville	Yountville Corp Yard	7501 Solano Ave	HHW Facility	0
Nevada	Truckee	Truckee Tahoe Airport	10356 Truckee Airport Rd	PC Event	1
Orange	Buena Park	Orchard Supply Hardware (Closed Nov 2018)	8030 Dale Ave	Retail	0
Orange	Cypress	Civic Center (City)	5275 Orange Ave	HHW Event	2
Orange	Huntington Beach	Orchard Supply Hardware (Closed Nov 2018)	10081 Adams Ave	Retail	0
Orange	Irvine	Orchard Supply Hardware (Closed Nov 2018)	5715 Alton Pkwy	Retail	0
Orange	La Habra	Parks Division (City)	621 W Lambert Rd	HHW Event	3
Orange	Laguna Beach	Maintenance Yard (City)	1900 Laguna Canyon Rd	HHW Event	1
Orange	Lake Forest	El Toro High (City)	25255 Toledo Way	HHW Event	3
Orange	Mission Viejo	Orchard Supply Hardware (Closed Nov 2018)	24021 Marguerite Pkwy	Retail	0
Orange	Tustin	Main Street Water(City)	235 E Main St	HHW Event	1
Orange	Tustin	Orchard Supply Hardware (Closed Nov 2018)	1091 Old Irvine Blvd	Retail	0
Orange	Yorba Linda	Orchard Supply Hardware (Closed Nov 2018)	17506 Yorba Linda	Retail	0
Placer	Auburn	Gold Country Fairgrounds (Western Placer WMA)	1273 High St	HHW Event	1
Placer	Colfax	Colfax High (Recology)	25995 Ben Taylor	HHW Event	1
Placer	Foresthill	Foresthill High (Recology)	23319 Foresthill Rd	HHW Event	1
Plumas	Portola	Delleker Transfer Station (County)	73980-A Industrial	HHW Event	1
Riverside	Anza	Anza Transfer Station (County)	40329 Terwilliger Rd	HHW Event	1
Riverside	Beaumont	Lamb Canyon Landfill (County)	16411 Lamb Canyon Rd	HHW Event	4
Riverside	Blythe	County Center (County)	260 N Broadway St	HHW Event	2
Riverside	Cathedral City	Edom Hill Transfer Station (County)	70-100 Edom Hill Rd	HHW Event	4
Riverside	Coachella	Bagdouma Park (County)	84625 Bagdad Ave	HHW Event	2
Riverside	Corona	City Hall (County)	400 S Vicentia Ave	HHW Event	4
Riverside	Desert Center	Desert Center Landfill (County)	17 991 Kaiser Rd	HHW Event	1
Riverside	Hemet	Corp Yard	3777 Industrial Ave	PC Event	2

Riverside	Hemet	Vista Paint (Closed Mar 2019)	101 E Florida Ave	Retail	0
Riverside	Idyllwild	County Maintenance Facility	25780 Johnson Rd	HHW Event	2
Riverside	Indio	Fairgrounds (County)	46-350 Arabia St	HHW Event	2
Riverside	La Quinta	City Hall (County)	78495 Calle Tampico	HHW Event	2
Riverside	Lake Elsinore	Lake Elsinore HHWCF	512 N Langstaff St	HHW Facility	0
Riverside	Mecca	County Sheriff (County)	91-260 Ave 66	HHW Event	2
Riverside	Moreno Valley	City Maintenance Facility (County)	15670 Perris Blvd	HHW Event	2
Riverside	Murrieta	City Hall (County)	24601 Jefferson Ave	HHW Event	2
Riverside	Perris	Fire Station (County)	21565 Steele Peak	HHW Event	1
Riverside	Perris	Mead Valley Community Center (County)	21091 Rider St	HHW Event	2
Riverside	Pinyon Pines	Pinyon Flats Transfer Station (County)	Pinyon Flats Rd	HHW Event	2
Riverside	Temecula	Public Works (County)	43200 Business Park Dr	HHW Event	2
Sacramento	Antelope	Orchard Supply Hardware (Dropped Sep 2018)	4249 Elverta Rd	Retail	0
Sacramento	Elk Grove	Orchard Supply Hardware (Closed Nov 2018)	7431 Laguna Blvd	Retail	0
Sacramento	McClellan AFB	Visions Recycling (Closed Mar 2019)	4481 Kilzer Ave	Paint Recycler	0
San Bernardino	Helendale	Fire Station (County)	27089 Helendale Rd	HHW Event	1
San Bernardino	Hesperia	Orchard Supply Hardware (Closed Oct 2018)	16824 Main St	Retail	0
San Bernardino	Needles	Needles City Yard (County)	112 Robuffa St	HHW Event	2
San Bernardino	Trona	County Fire Station	83732 Trona Rd	HHW Facility	3
San Bernardino	Twentynine Palms	Veterans Park (County)	6136 Adobe Rd	HHW Event	1
San Bernardino	Wrightwood	County Trans/Flood Yard (County)	1450 State Hwy 2	HHW Event	1
San Bernardino	Yucaipa	Yucaipa Equestrian Center (County)	13273 California St	HHW Event	1
San Diego	Alpine	MacQueen MS (County)	2001 Tavern Rd	HHW Event	1
San Diego	Carlsbad	City of Carlsbad (RSWA)	5815 El Camino	HHW Event	1

San Diego	Chula Vista	Castle Park High (City)	1395 Hilltop Dr	HHW Event	1
San Diego	Fallbrook	Ingold Sports Park (County)	2551 Olive Hill Rd	HHW Event	1
San Diego	Julian	Julian Library (County)	1850 CA-78	HHW Event	1
San Diego	La Mesa	City of La Mesa HHWF	8184 Commercial St	HHW Facility	0
San Diego	San Diego	Orchard Supply Hardware (Dropped Aug 2018)	8780 Navajo Rd	Retail	0
San Diego	San Marcos	Orchard Supply Hardware (Closed Nov 2018)	177 S Las Posas Rd	Retail	0
San Francisco	San Francisco	Lasts Paint (Closed Aug 2018)	2141 Mission St	Retail	0
San Francisco	San Francisco	Orchard Supply Hardware (Closed Oct 2018)	2598 Taylor St	Retail	0
San Joaquin	Lodi	Lodi Transfer Station (County)	1333 E Turner Rd	HHW Event	1
San Joaquin	Manteca	OSH (Closed Oct 2018)	189 W Louise Ave	Retail	0
San Joaquin	Stockton	Orchard Supply Hardware (Closed Oct 2018)	1015 W Hammer Ln	Retail	0
San Joaquin	Tracy	Orchard Supply Hardware (Closed Oct 2018)	1975 W 11th St	Retail	0
San Joaquin	Tracy	Tracy City Hall (County)	333 Civic Center Dr	HHW Event	1
San Luis Obispo	Paso Robles	Orchard Supply Hardware (Closed Nov 2018)	2005 Theatre Dr	Retail	0
San Luis Obispo	Pismo Beach	Orchard Supply Hardware (Closed Nov 2018)	825 Oak Park Blvd	Retail	0
San Mateo	Daly City	City Hall (County)	333 90th St	HHW Event	4
San Mateo	East Palo Alto	City Hall (County)	2415 University Ave	HHW Event	1
San Mateo	Foster City	City Hall (County)	610 Foster City Blvd	HHW Event	2
San Mateo	Foster City	Orchard Supply Hardware (Closed Oct 2018)	1010 Metro Center	Retail	0
San Mateo	Half Moon Bay	Half Moon Bay High (County)	1 Lewis Foster Dr	HHW Event	1
San Mateo	La Honda	Corp Yard (County)	59 Entrada Way	HHW Event	1
San Mateo	Menlo Park	Public Works (County)	333 Burgees Dr	HHW Event	2
San Mateo	Millbrae	Orchard Supply Hardware (Closed Sep 2018)	900 El Camino Real	Retail	0
San Mateo	Pacifica	Recology (County)	1046 Palmetto Ave	HHW Event	11
San Mateo	Portola Valley	Town Hall (County)	765 Portola Valley	HHW Event	1
San Mateo	Redwood City	Orchard Supply Hardware (Closed Sep 2018)	2110 Middlefield Rd	Retail	0

San Mateo	Redwood City	City Maintenance Yard (County)	1400 Broadway	HHW Event	6
San Mateo	San Carlos	Orchard Supply Hardware (Closed Aug 2018)	360 Industrial Rd	Retail	
San Mateo	San Mateo	County Event Center	1346 Saratoga Dr	PC Event	1
San Mateo	South San Francisco	Blue Line Transfer Station (County)	500 E Jamie Ct	HHW Event	11
San Mateo	South San Francisco	Orchard Supply Hardware (Closed Sep 2018)	2245 Gellert Blvd	Retail	0
Santa Barbara	Carpinteria	City Hall (City)	5775 Carpinteria Ave	HHW Event	1
Santa Barbara	Goleta	Orchard Supply Hardware (Closed Nov 2018)	125 N Fairview Ave	Retail	0
Santa Barbara	Los Olivos	Santa Ynez Valley Recycling (County)	404 Foxen Canyon Rd	HHW Event	1
Santa Barbara	New Cuyama	New Cuyama Transfer Station (County)	5073 Highway 166	HHW Event	1
Santa Barbara	Santa Maria	Orchard Supply Hardware (Closed Oct 2018)	1950 S Broadway	Retail	0
Santa Clara	Los Altos	Egan Jr High (County)	102 W Portola Ave	HHW Event	1
Santa Clara	Milpitas	Orchard Supply Hardware (Closed Oct 2018)	125 N Milpitas Blvd	Retail	0
Santa Clara	Milpitas	Milpitas High (County)	1285 Escuela Pkwy	HHW Event	1
Santa Clara	Mountain View	Corp Yard (County)	231 N Whishman Rd	HHW Event	1
Santa Clara	Mountain View	Orchard Supply Hardware (Closed Oct 2018)	2555 Charleston Rd	Retail	0
Santa Clara	San Jose	Capitol Caltrain Station	3400 Monterey Hwy	PC Event	1
Santa Clara	San Jose	Orchard Supply Hardware (Closed Nov 2018)	1751 E Capitol Expressway	Retail	0
Santa Clara	San Jose	Orchard Supply Hardware (Closed Nov 2018)	5365 Prospect Rd	Retail	0
Santa Clara	San Jose	Orchard Supply Hardware (Closed Nov 2018)	5651 Cottle Rd	Retail	0
Santa Clara	San Jose	Orchard Supply Hardware (Closed Nov 2018)	377 Royal Ave	Retail	0
Santa Clara	San Jose	Orchard Supply Hardware (Closed Oct 2018)	1375 Blossom Hill	Retail	0
Santa Clara	San Jose	Orchard Supply Hardware (Closed Oct 2018)	3000 Alum Rock	Retail	0
Santa Clara	Santa Clara	DPW (County)	1700 Walsh Ave	HHW Event	4
Santa Clara	Sunnyvale	Orchard Supply Hardware (Closed Nov 2018)	777 Sunnyvale Saratoga Rd	Retail	0

Santa Clara	Sunnyvale	Orchard Supply Hardware (Closed Nov 2018)	1601 Hollenbeck	Retail	0
Santa Clara	Sunnyvale	Corp Yard (County)	221 Commercial St	HHW Event	4
Santa Cruz	Capitola	Orchard Supply Hardware (Closed Nov 2018)	1601 41st Ave	Retail	0
Shasta	Redding	Orchard Supply Hardware (Closed Nov 2018)	2340 Athens Ave	Retail	0
Siskiyou	Yreka	Yreka Transfer Station	2420 Oberlin Rd	PC Event	1
Sonoma	Petaluma	Orchard Supply Hardware (Closed Oct 2018)	1390 N McDowell	Retail	0
Sonoma	Santa Rosa	Orchard Supply Hardware (Closed Oct 2018)	2230 Cleveland Ave	Retail	0
Sonoma	Sea Ranch	North Fire Station (HazMobile)	960 Annapolis Rd	HHW Event	5
Stanislaus	Hughson	Vacant Lot (County)	3700 Walker Ln	HHW Event	1
Stanislaus	Modesto	Modesto City (County)	1625 McHenry Ave	HHW Event	1
Stanislaus	Modesto	Orchard Supply Hardware (Closed Oct 2018)	2800 Sisk Rd	Retail	0
Stanislaus	Modesto	Orchard Supply Hardware (Closed Oct 2018)	1800 Oakdale Rd	Retail	0
Stanislaus	Newman	Corp Yard (County)	712 Fresno St	HHW Event	4
Stanislaus	Oakdale	Public Works (County)	455 S Fifth St	HHW Event	4
Stanislaus	Patterson	Patterson Community Complex (County)	1025 W Las Palmas Ave	HHW Event	4
Stanislaus	Riverbank	Corp Yard (County)	2901 High St	HHW Event	4
Stanislaus	Turlock	Orchard Supply Hardware (Closed Nov 2018)	3051 Geer Rd	Retail	0
Stanislaus	Turlock	Water Quality Control (County)	901 S Walnut Ave	HHW Event	3
Stanislaus	Waterford	Beard Park (County)	540 C St	HHW Event	1
Trinity	Hayfork	Hayfork Library (County)	6641 State Hwy 3	HHW Event	1
Trinity	Weaverville	County Transfer Station (County)	173 Tom Bell Rd	HHW Event	1
Tulare	Visalia	Orchard Supply Hardware (Closed Oct 2018)	2230 W Walnut Ave	Retail	0
Tuolumne	Big Oak Flat	Groveland Big Oak Flat (County)	11240 Wards Ferry Rd	HHW Event	1
Tuolumne	Sonora	Cal Sierra (County)	14959 Camage Ave	HHW Event	1
Tuolumne	Sonora	Orchard Supply Hardware (Closed Oct 2018)	750 Mono Way	Retail	0
Tuolumne	Sonora	Sonora High School	111 W School St	PC Event	1
Ventura	Bell Canyon	Bus Stop (County)	Bell Canyon Rd	HHW Event	1

Ventura	Fillmore	City of Fillmore (County)	743 Sespe Pl	HHW Event	2
Ventura	Thousand Oaks	Orchard Supply Hardware (Closed Oct 2018)	1934 E Avenida De Los Arboles	Retail	0
Yolo	Clarksburg	Corp Yard	51230 Clarksburg	PC Event	1
Yolo	Esparto	Esparto Transfer Station	27075 County Rd	PC Event	1
Yolo	Woodland	Orchard Supply Hardware (Closed Oct 2018)	1350 E Main St	Retail	0

PaintCare California Large Volume Pick-Up Sites - FY2019

County	City	Type of Business (or Household)	Site Type
Alameda	Berkeley	Painting Contractor	RLVP
Alameda	Castro Valley	Non-Profit	LVP
Alameda	Dublin	Sch or University	LVP
Alameda	Dublin	Sch or University	LVP
Alameda	Emeryville	Property Manager/Owner	LVP
Alameda	Emeryville	Property Manager/Owner	LVP
Alameda	Fremont	Drywall Contractor	RLVP
Alameda	Fremont	Painting Contractor	RLVP
Alameda	Hayward	Construction	RLVP
Alameda	Hayward	Household	LVP
Alameda	Hayward	Park District	LVP
Alameda	Hayward	Sheet Metal/Machining Fabricator	LVP
Alameda	Hayward	Painting Contractor	LVP
Alameda	Livermore	Federal Government	LVP
Alameda	Livermore	Painting Contractor	LVP
Alameda	Livermore	Painting Contractor	LVP
Alameda	Livermore	Painting Contractor	LVP
Alameda	Oakland	Construction	LVP
Alameda	Oakland	Construction	LVP
Alameda	Oakland	Construction	LVP
Alameda	Oakland	Painting Contractor	RLVP
Alameda	Oakland	Painting Contractor	LVP
Alameda	Oakland	Painting Contractor	LVP
Alameda	Oakland	Painting Contractor	RLVP
Alameda	Oakland	Painting Contractor	LVP
Alameda	Oakland	Property Manager/Owner	LVP
Alameda	Oakland	Property Manager/Owner	LVP
Alameda	Oakland	Roofing	LVP
Alameda	Pleasanton	Painting Contractor	RLVP
Alameda	San Leandro	Painting Contractor	LVP
Butte	Chico	Painting Contractor	LVP
Calaveras	Arnold	Hardware Store	LVP
Calaveras	Murphys	Painting Contractor	LVP
Colusa	Maxwell	Farm	LVP
Contra Costa	Antioch	Painting Contractor	LVP
Contra Costa	Antioch	Painting Contractor	LVP
Contra Costa	Brentwood	Painting Contractor	LVP
Contra Costa	Brentwood	Painting Contractor	RLVP
Contra Costa	Concord	Construction	LVP

Contra Costa	Concord	Painting Contractor	RLVP
Contra Costa	Danville	Sch or University	LVP
Contra Costa	Martinez	City Government	LVP
Contra Costa	Martinez	Household	LVP
Contra Costa	Martinez	Painting Contractor	RLVP
Contra Costa	Martinez	Painting Contractor	LVP
Contra Costa	Martinez	Painting Contractor	LVP
Contra Costa	Moraga	College	LVP
Contra Costa	Pacheco	Painting Contractor	LVP
Contra Costa	Pinole	Apartment Building Management	LVP
Contra Costa	Richmond	Painting Contractor	LVP
Contra Costa	Richmond	Painting Contractor	LVP
Contra Costa	Richmond	Property Manager/Owner	LVP
Contra Costa	Richmond	Painting Contractor	RLVP
Contra Costa	San Pablo	Property Manager/Owner	LVP
Contra Costa	San Ramon	Painting Contractor	LVP
Contra Costa	Walnut Creek	Construction	LVP
Contra Costa	Walnut Creek	Painting Contractor	LVP
Contra Costa	Walnut Creek	Property Manager/Owner	LVP
Contra Costa	Walnut Creek	Property Manager/Owner	LVP
El Dorado	El Dorado Hills	Construction	LVP
El Dorado	El Dorado Hills	Construction	LVP
El Dorado	Placerville	Hospital	LVP
El Dorado	Placerville	Household	LVP
El Dorado	South Lake Tahoe	Painting Contractor	LVP
Fairfield	Fairfield	Household	LVP
Fresno	Clovis	City Government	LVP
Fresno	Clovis	Painting Contractor	LVP
Fresno	Fresno	Construction	LVP
Fresno	Fresno	Household	LVP
Fresno	Fresno	Painting Contractor	LVP
Fresno	Fresno	Painting Contractor	LVP
Fresno	Fresno	Painting Contractor	LVP
Humboldt	Arcata	University	LVP
Kern	Bakersfield	Hospital	LVP
Kern	Bakersfield	Painting Contractor	LVP
Kern	Bakersfield	Sch District	LVP
Los Angeles	Alhambra	Household	LVP
Los Angeles	Arcadia	Construction	LVP
Los Angeles	Arcadia	Painting Contractor	LVP
Los Angeles	Artesia	Painting Contractor	LVP
Los Angeles	Azusa	Graffiti Abatement	LVP

Los Angeles	Bell Gardens	Pest Control	LVP
Los Angeles	Bellflower	Painting Contractor	LVP
Los Angeles	Bellflower	Property Manager/Owner	LVP
Los Angeles	Bellflower	Property Manager/Owner	LVP
Los Angeles	Burbank	Construction	LVP
Los Angeles	Burbank	Corporation	LVP
Los Angeles	Burbank	Television Studio	RLVP
Los Angeles	Calabasas	Painting Contractor	LVP
Los Angeles	Calabasas	Painting Contractor	LVP
Los Angeles	Carson	Transportation Services	LVP
Los Angeles	Cerritos	Construction	LVP
Los Angeles	Chatsworth	General Contractor	LVP
Los Angeles	Chatsworth	Painting Contractor	RLVP
Los Angeles	City of Industry	Painting Contractor	LVP
Los Angeles	Commerce	Hospital	LVP
Los Angeles	Commerce	Property Manager/Owner	
Los Angeles	Compton	City Government	LVP
Los Angeles	Culver City	Church / Non-Profit	LVP
Los Angeles	Culver City	Property Manager/Owner	LVP
Los Angeles	Downey	Apartment Building Management	LVP
Los Angeles	El Segundo	Painting Contractor	LVP
Los Angeles	Gardena	Painting Contractor	LVP
Los Angeles	Glendale	Animation Studio	LVP
Los Angeles	Harbor City	Hospital	LVP
Los Angeles	Inglewood	Household	LVP
Los Angeles	Inglewood	Property Manager/Owner	LVP
Los Angeles	La Mirada	Painting Contractor	LVP
Los Angeles	La Puente	Household	LVP
Los Angeles	Lakewood	Property Manager/Owner	
Los Angeles	Long Beach	Graffiti	LVP
Los Angeles	Long Beach	Property Manager/Owner	LVP
Los Angeles	Long Beach	Property Manager/Owner	LVP
Los Angeles	Long Beach	Property Manager/Owner	LVP
Los Angeles	Long Beach	University	LVP
Los Angeles	Los Angeles	Apartment Building Management	LVP
Los Angeles	Los Angeles	Apartment Building Management	LVP
Los Angeles	Los Angeles	City Government	LVP
Los Angeles	Los Angeles	Clothing	LVP
Los Angeles	Los Angeles	Construction	LVP
Los Angeles	Los Angeles	County Government	LVP
Los Angeles	Los Angeles	Faith Based Ministries	LVP
Los Angeles	Los Angeles	Furniture Manufacturer	LVP

Los Angeles	Los Angeles	Hospital	LVP
Los Angeles	Los Angeles	Hospital	LVP
Los Angeles	Los Angeles	Household	LVP
Los Angeles	Los Angeles	Household	LVP
Los Angeles	Los Angeles	Household	LVP
Los Angeles	Los Angeles	Management	LVP
Los Angeles	Los Angeles	Non-Profit Humanitarian	LVP
Los Angeles	Los Angeles	Non-Profit	LVP
Los Angeles	Los Angeles	Painting Contractor	RLVP
Los Angeles	Los Angeles	Painting Contractor	LVP
Los Angeles	Los Angeles	Painting Contractor	LVP
Los Angeles	Los Angeles	Painting Contractor	LVP
Los Angeles	Los Angeles	Painting Contractor	LVP
Los Angeles	Los Angeles	Painting Contractor	LVP
Los Angeles	Los Angeles	Painting Contractor	LVP
Los Angeles	Los Angeles	Property Manager/Owner	LVP
Los Angeles	Los Angeles	Property Manager/Owner	LVP
Los Angeles	Los Angeles	Property Manager/Owner	LVP
Los Angeles	Los Angeles	Property Manager/Owner	LVP
Los Angeles	Los Angeles	Property Manager/Owner	LVP
Los Angeles	Los Angeles	Property Manager/Owner	LVP
Los Angeles	Los Angeles	Property Manager/Owner	LVP
Los Angeles	Los Angeles	Property Manager/Owner	LVP
Los Angeles	Los Angeles	Property Manager/Owner	LVP
Los Angeles	Los Angeles	Property Manager/Owner	LVP
Los Angeles	Los Angeles	Property Manager/Owner	LVP
Los Angeles	Los Angeles	Property Manager/Owner	LVP
Los Angeles	Los Angeles	Property Manager/Owner	LVP
Los Angeles	Los Angeles	Property Manager/Owner	LVP
Los Angeles	Los Angeles	Property Manager/Owner	LVP
Los Angeles	Los Angeles	Property Manager/Owner	LVP
Los Angeles	Los Angeles	Property Manager/Owner	LVP
Los Angeles	Los Angeles	Property Manager/Owner	LVP
Los Angeles	Los Angeles	Property Manager/Owner	LVP
Los Angeles	Los Angeles	Public transportation	LVP
Los Angeles	Los Angeles	Sch or University	LVP
Los Angeles	Los Angeles	Sch	LVP
Los Angeles	Los Angeles	Sch	LVP
Los Angeles	Los Angeles	Television Network	LVP
Los Angeles	Los Angeles	University	RLVP
Los Angeles	Los Angeles	University	RLVP
Los Angeles	Lynwood	Sch District	LVP
Los Angeles	Manhattan Beach	Painting Contractor	LVP
Los Angeles	North Hills	Household	LVP
Los Angeles	North Hollywood	Property Manager/Owner	LVP
Los Angeles	North Hollywood	Property Manager/Owner	LVP
Los Angeles	Northridge	Painting Company	LVP
Los Angeles	Norwalk	Household	LVP

Los Angeles	Palmdale	Manufacturing	LVP
Los Angeles	Panorama City	Painting Contractor	LVP
Los Angeles	Paramount	Sch District	LVP
Los Angeles	Pasadena	Assisted Living Facility	LVP
Los Angeles	Pasadena	City Government	LVP
Los Angeles	Pasadena	Construction	LVP
Los Angeles	Pasadena	Property Manager/Owner	LVP
Los Angeles	Pasadena	Property Manager/Owner	LVP
Los Angeles	Pasadena	Sch District	LVP
Los Angeles	Pasadena	Sch or University	LVP
Los Angeles	Playa Del Rey	Property Manager/Owner	LVP
Los Angeles	Pomona	Property Manager/Owner	LVP
Los Angeles	Pomona	Property Manager/Owner	LVP
Los Angeles	Redondo Beach	Apartment Building Management	LVP
Los Angeles	Redondo Beach	Sch or University	LVP
Los Angeles	San Marino	Painting Contractor	LVP
Los Angeles	San Marino	Sch District	LVP
Los Angeles	San Pedro	Property Manager/Owner	LVP
Los Angeles	San Pedro	Property Manager/Owner	LVP
Los Angeles	Santa Clarita	College	LVP
Los Angeles	Santa Clarita	Property Manager/Owner	LVP
Los Angeles	Santa Fe Springs	Construction	LVP
Los Angeles	Santa Fe Springs	Painting Contractor	LVP
Los Angeles	Santa Fe Springs	Painting Contractor	LVP
Los Angeles	Signal Hill	Photography Studio	LVP
Los Angeles	South Gate	Construction	LVP
Los Angeles	South Pasadena	Property Manager/Owner	LVP
Los Angeles	Studio City	Property Manager/Owner	LVP
Los Angeles	Studio City	Property Manager/Owner	LVP
Los Angeles	Studio City	Studio / Theme Park	LVP
Los Angeles	Sun Valley	Sign Company	LVP
Los Angeles	Temple City	Sch District	LVP
Los Angeles	Thousand Oaks	Pharmaceuticals	LVP
Los Angeles	Torrance	Household	LVP
Los Angeles	Torrance	Property Manager/Owner	LVP
Los Angeles	Valencia	Painting Contractor	RLVP
Los Angeles	Van Nuys	Household	LVP
Los Angeles	Van Nuys	Painting Contractor	LVP
Los Angeles	West Covina	Painting Contractor	LVP
Los Angeles	West Hills	Household	LVP
Los Angeles	Whittier	Painting Contractor	RLVP
Marin	Point Reyes Station	Painting Contractor	LVP

Marin	San Rafael	Painting Contractor	RLVP
Marin	San Rafael	Painting Contractor	RLVP
Marin	San Rafael	Painting Contractor	LVP
Mariposa	El Portal	National Park Service	LVP
Merced	Merced	Sch District	LVP
Merced	Merced	Sch District	LVP
Monterey	Monterey	Property Manager/Owner	LVP
Monterey	Salinas	Construction	LVP
Monterey	Salinas	Property Manager/Owner	LVP
Monterey	Seaside	Sch or University	LVP
Monterey	Soledad	Correctional Facility	LVP
Napa	American Canyon	Painting Contractor	RLVP
Nevada	Grass Valley	Painting Contractor	LVP
Nevada	Truckee	Painting Contractor	RLVP
Nevada	Truckee	Painting Contractor	LVP
Orange	Anaheim	Apartment Building Management	LVP
Orange	Anaheim	Construction	LVP
Orange	Anaheim	General Contractor	LVP
Orange	Anaheim	Moving Company	LVP
Orange	Anaheim	Painting Contractor	RLVP
Orange	Anaheim	Painting Contractor	RLVP
Orange	Anaheim	Painting Contractor	LVP
Orange	Anaheim	Painting Contractor	LVP
Orange	Anaheim	Painting Contractor	LVP
Orange	Anaheim	Painting Contractor	LVP
Orange	Anaheim	Property Manager/Owner	LVP
Orange	Anaheim	Property Manager/Owner	LVP
Orange	Anaheim	Property Manager/Owner	LVP
Orange	Anaheim	Sch or University	LVP
Orange	Buena Park	Amusement Park	RLVP
Orange	BUENA PARK	Apartment Building Management	LVP
Orange	Costa Mesa	Clothing Brand	LVP
Orange	Fullerton	Construction	LVP
Orange	Garden Grove	Construction	LVP
Orange	Garden Grove	Household	LVP
Orange	Garden Grove	Painting Contractor	LVP
Orange	Garden Grove	Sch District	LVP
Orange	Garden Grove	Sch or University	LVP
Orange	Huntington Beach	Painting Contractor	LVP
Orange	Irvine	Apartment Building Management	LVP
Orange	Irvine	Business Plaza	LVP
Orange	Irvine	Construction	LVP

Orange	Irvine	Construction	LVP
Orange	Irvine	Construction	LVP
Orange	Irvine	Painting Contractor	LVP
Orange	Irvine	Property Manager/Owner	LVP
Orange	Irvine	Property Manager/Owner	LVP
Orange	Irvine	Property Manager/Owner	LVP
Orange	Irvine	Property Manager/Owner	LVP
Orange	Irvine	Property Manager/Owner	LVP
Orange	Irvine	Property Manager/Owner	LVP
Orange	Irvine	University	RLVP
Orange	Laguna Hills	Retirement Community	RLVP
Orange	Los Alamitos	Hospital	LVP
Orange	Los Alamitos	Property Manager/Owner	LVP
Orange	Mission Viejo	Construction	LVP
Orange	Mission Viejo	Painting Contractor	LVP
Orange	Mission Viejo	Property Manager/Owner	LVP
Orange	Newport Beach	Painting Contractor	LVP
Orange	Newport Beach	Property Manager/Owner	LVP
Orange	Orange	Construction	LVP
Orange	Orange	Construction	LVP
Orange	Orange	Construction	LVP
Orange	Orange	Hospital	LVP
Orange	Orange	Painting Contractor	RLVP
Orange	Orange	Painting Contractor	LVP
Orange	Orange	Painting Contractor	LVP
Orange	Orange	Painting Contractor	LVP
Orange	Orange	Painting Contractor	LVP
Orange	Orange	Painting Contractor	LVP
Orange	Placentia	Apartment Building Management	LVP
Orange	Placentia	Painting Contractor	LVP
Orange	Rancho Santa Margarita	Construction	LVP
Orange	San Clemente	Graffiti Removal	LVP
Orange	San Clemente	Painting Contractor	LVP
Orange	San Juan Capistrano	Painting Contractor	LVP
Orange	Santa Ana	Construction	LVP
Orange	Santa Ana	Construction	LVP
Orange	Santa Ana	Construction	LVP
Orange	Santa Ana	Graffiti Abatement	LVP
Orange	Santa Ana	Graffiti Removal	LVP
Orange	Santa Ana	Painting Contractor	LVP
Orange	Santa Ana	Painting Contractor	LVP

Orange	Santa Ana	Painting Contractor	LVP
Orange	Santa Ana	Sch or University	LVP
Orange	Stanton	Painting Contractor	LVP
Orange	Tustin	Restaurant	LVP
Orange	Yorba Linda	Painting Contractor	LVP
Placer	Lincoln	Gaming and Resort	LVP
Placer	Penryn	Painting Contractor	LVP
Placer	Rocklin	Painting Contractor	RLVP
Placer	Roseville	Apartment Building Management	LVP
Placer	Roseville	Maintenance	LVP
Placer	Roseville	Painting Contractor	LVP
Placer	Roseville	Painting Contractor	LVP
Placer	Roseville	Painting Contractor	LVP
Riverside	Beaumont	Sch District	LVP
Riverside	Cherry Valley	Household	LVP
Riverside	Chino	Painting Contractor	LVP
Riverside	Coachella	City Government	LVP
Riverside	Corona	Construction	LVP
Riverside	Corona	Construction	LVP
Riverside	Corona	Painting Contractor	LVP
Riverside	Corona	Painting Contractor	LVP
Riverside	Corona	Painting Contractor	LVP
Riverside	Corona	Painting Contractor	LVP
Riverside	Corona	Plastics Manufacturing	LVP
Riverside	Menifee	Household	LVP
Riverside	Menifee	RV Resort	LVP
Riverside	Moreno Valley	Construction	LVP
Riverside	Moreno Valley	Painting Contractor	LVP
Riverside	Murrieta	Church	LVP
Riverside	Murrieta	Non-Profit Charity	LVP
Riverside	Murrieta	Painting Contractor	LVP
Riverside	Murrieta	Painting Contractor	LVP
Riverside	Norco	Painting Contractor	RLVP
Riverside	Norco	Painting Contractor	LVP
Riverside	Palm Desert	Painting Contractor	LVP
Riverside	Palm Springs	Sch District	LVP
Riverside	Perris	Sch District	LVP
Riverside	Riverside	Construction	LVP
Riverside	Riverside	Construction	LVP
Riverside	Riverside	Household	LVP
Riverside	Riverside	Painting Contractor	LVP
Riverside	Riverside	Painting Contractor	LVP

Riverside	Riverside	Painting Contractor	LVP
Riverside	Temecula	Painting Contractor	LVP
Sacramento	Elk Grove	Painting Contractor	LVP
Sacramento	Galt	Painting Contractor	LVP
Sacramento	Rancho Cordova	Construction	LVP
Sacramento	Rancho Cordova	Painting Contractor	LVP
Sacramento	Rancho Cordova	Painting Contractor	LVP
Sacramento	Rancho Cordova	Sch District	RLVP
Sacramento	Sacramento	Construction	RLVP
Sacramento	Sacramento	Construction	LVP
Sacramento	Sacramento	Construction	LVP
Sacramento	Sacramento	Household	LVP
Sacramento	Sacramento	Painting Contractor	LVP
Sacramento	Sacramento	Painting Contractor	LVP
Sacramento	Sacramento	Property Manager/Owner	LVP
Sacramento	Sacramento	Property Manager/Owner	LVP
Sacramento	Sacramento	Rental company	LVP
Sacramento	Sacramento	Sch District	LVP
Sacramento	Wilton	Household	LVP
San Benito	Hollister	Painting Contractor	LVP
San Bernardino	Cedar Glen	Painting Contractor	LVP
San Bernardino	Chino Hills	Self-Storage Facility	LVP
San Bernardino	Fontana	Painting Contractor	LVP
San Bernardino	Fontana	Painting Contractor	LVP
San Bernardino	Highland	Tribe	LVP
San Bernardino	Joshua Tree	Sch or University	LVP
San Bernardino	Loma Linda	City Government	LVP
San Bernardino	Ontario	Household	LVP
San Bernardino	Ontario	Painting Contractor	RLVP
San Bernardino	Ontario	Property Manager/Owner	LVP
San Bernardino	Ontario	Property Manager/Owner	LVP
San Bernardino	Rancho Cucamonga	Painting Contractor	LVP
San Bernardino	Rancho Cucamonga	Painting Contractor	RLVP
San Bernardino	Rancho Cucamonga	Painting Contractor	RLVP
San Bernardino	Rancho Cucamonga	Sch District	LVP
San Bernardino	Rialto	Painting Contractor	LVP
San Bernardino	San Bernardino	Construction	LVP
San Bernardino	San Bernardino	Household	LVP
San Bernardino	San Bernardino	Painting Contractor	LVP
San Bernardino	San Bernardino	Public Works	LVP
San Bernardino	San Bernardino	Sch or University	LVP
San Bernardino	Upland	Construction	LVP

San Bernardino	Upland	Painting Contractor	LVP
San Diego	Alpine	Leisure Industry - Casino and Hotel	LVP
San Diego	Bonita	Painting Contractor	LVP
San Diego	Carlsbad	Property Manager/Owner	LVP
San Diego	Escondido	Construction	LVP
San Diego	Escondido	Automotive repair and tire sales	LVP
San Diego	Escondido	Household	LVP
San Diego	Escondido	Painting Contractor	LVP
San Diego	La Jolla	University	RLVP
San Diego	La Mesa	Property Manager/Owner	LVP
San Diego	La Mesa	Sch District	LVP
San Diego	Lakeside	Property Manager/Owner	LVP
San Diego	Oceanside	Historic Mission	LVP
San Diego	Oceanside	Hospital	LVP
San Diego	Oceanside	Landscaping	LVP
San Diego	Oceanside	Painting Contractor	RLVP
San Diego	Oceanside	Property Manager/Owner	RLVP
San Diego	Oceanside	Property Manager/Owner	LVP
San Diego	Pala	Casino, Hotel	LVP
San Diego	San Diego	Airport	LVP
San Diego	San Diego	Apartment Building Management	LVP
San Diego	San Diego	City Government	LVP
San Diego	San Diego	Construction	LVP
San Diego	San Diego	Country Club	LVP
San Diego	San Diego	Household	LVP
San Diego	San Diego	Military Housing	RLVP
San Diego	San Diego	Military Housing	RLVP
San Diego	San Diego	Painting Contractor	RLVP
San Diego	San Diego	Painting Contractor	LVP
San Diego	San Diego	Painting Contractor	LVP
San Diego	San Diego	Painting Contractor	LVP
San Diego	San Diego	Property Manager/Owner	LVP
San Diego	San Diego	Property Manager/Owner	LVP
San Diego	San Diego	Sch District	RLVP
San Diego	San Marcos	Cell Tower Install	LVP
San Diego	San Marcos	Construction	LVP
San Diego	San Marcos	Construction	LVP
San Diego	San Marcos	Property Manager/Owner	LVP
San Diego	San Marcos	Property Manager/Owner	LVP
San Diego	Santee	Church	LVP
San Diego	Santee	Painting Contractor	LVP
San Diego	Spring Valley	Household	LVP

San Diego	Vista	Painting Contractor	LVP
San Diego	Vista	Sch District	LVP
San Francisco	San Francisco	City Government	RLVP
San Francisco	San Francisco	Clothing	LVP
San Francisco	San Francisco	Construction	LVP
San Francisco	San Francisco	Construction	LVP
San Francisco	San Francisco	Construction	LVP
San Francisco	San Francisco	Hospital	LVP
San Francisco	San Francisco	Household	LVP
San Francisco	San Francisco	Household	LVP
San Francisco	San Francisco	Household	LVP
San Francisco	San Francisco	Household	LVP
San Francisco	San Francisco	Office Space Rental	LVP
San Francisco	San Francisco	Opera House	LVP
San Francisco	San Francisco	Paint Retail	LVP
San Francisco	San Francisco	Painting Contractor	RLVP
San Francisco	San Francisco	Painting Contractor	LVP
San Francisco	San Francisco	Painting Contractor	LVP
San Francisco	San Francisco	Painting Contractor	LVP
San Francisco	San Francisco	Painting Contractor	LVP
San Francisco	San Francisco	Parking Company	LVP
San Francisco	San Francisco	Property Manager/Owner	LVP
San Francisco	San Francisco	Property Manager/Owner	LVP
San Francisco	San Francisco	Property Manager/Owner	LVP
San Francisco	San Francisco	Property Manager/Owner	LVP
San Francisco	San Francisco	University	LVP
San Joaquin	Escalon	Household	LVP
San Joaquin	Lodi	Roofing, Solar & Painting	LVP
San Joaquin	Sacramento	Sign Company	LVP
San Joaquin	Stockton	Construction	LVP
San Joaquin	Stockton	Construction	LVP
San Joaquin	Stockton	Public Housing	LVP
San Joaquin	Stockton	Transit Agency	LVP
San Joaquin	Tracy	Household	LVP
San Joaquin	Tracy	Painting Contractor	LVP
San Luis Obispo	Atascadero	Painting Contractor	LVP
San Luis Obispo	Cambria	Household	LVP
San Luis Obispo	Morro Bay	Painting Contractor	LVP
San Luis Obispo	Paso Robles	Painting Contractor	LVP
San Luis Obispo	Paso Robles	Painting Contractor	LVP
San Luis Obispo	Paso Robles	State Corrections Facility	LVP
San Luis Obispo	San Luis Obispo	Construction	RLVP

San Luis Obispo	San Luis Obispo	Painting Contractor	RLVP
San Luis Obispo	San Luis Obispo	Sch or University	LVP
San Luis Obispo	San Luis Obispo	Sch	LVP
San Luis Obispo	San Luis Obispo	Software	LVP
San Mateo	Belmont	Construction	LVP
San Mateo	Burlingame	Household	LVP
San Mateo	Foster City	Property Manager/Owner	LVP
San Mateo	Half Moon Bay	Household	LVP
San Mateo	Half Moon Bay	State Government	LVP
San Mateo	Millbrae	Hotel	LVP
San Mateo	Millbrae	Property Manager/Owner	LVP
San Mateo	Pacifica	Sch District	LVP
San Mateo	Portola Valley	Household	LVP
San Mateo	Redwood City	Painting Contractor	RLVP
San Mateo	San Mateo	Condominium	LVP
San Mateo	San Mateo	City Government	LVP
San Mateo	San Mateo	County Government	LVP
San Mateo	South San Francisco	Construction	LVP
San Mateo	South San Francisco	Painting Contractor	RLVP
San Mateo	Woodside	Household	LVP
Santa Barbara	Buellton	Painting Contractor	LVP
Santa Barbara	Goleta	Painting Contractor	LVP
Santa Barbara	Lompoc	Painting Contractor	LVP
Santa Barbara	Santa Barbara	Painting Contractor	LVP
Santa Barbara	Santa Barbara	Painting Contractor	LVP
Santa Barbara	Santa Barbara	Painting Contractor	LVP
Santa Barbara	Santa Barbara	Sch or University	RLVP
Santa Barbara	Santa Maria	Painting Contractor	LVP
Santa Barbara	Santa Maria	Painting Contractor	LVP
Santa Barbara	Santa Maria	Property Manager/Owner	LVP
Santa Clara	Campbell	Construction	LVP
Santa Clara	Campbell	Painting Contractor	LVP
Santa Clara	Campbell	Painting Contractor	RLVP
Santa Clara	Campbell	Painting Contractor	RLVP
Santa Clara	Campbell	Sch District	LVP
Santa Clara	Fremont	Painting Contractor	RLVP
Santa Clara	Morgan Hill	Construction	RLVP
Santa Clara	Morgan Hill	Household	LVP
Santa Clara	Morgan Hill	Painting Contractor	LVP
Santa Clara	Mountain View	Painting Contractor	LVP
Santa Clara	Mountain View	Technology	LVP
Santa Clara	Palo Alto	City Government	RLVP

Santa Clara	San Jose	Construction	LVP
Santa Clara	San Jose	Construction	LVP
Santa Clara	San Jose	Household	LVP
Santa Clara	San Jose	Non Profit	LVP
Santa Clara	San Jose	Painting Contractor	RLVP
Santa Clara	San Jose	Painting Contractor	RLVP
Santa Clara	San Jose	Painting Contractor	LVP
Santa Clara	San Jose	Painting Contractor	RLVP
Santa Clara	San Jose	Painting Contractor	LVP
Santa Clara	San Jose	Painting Contractor	LVP
Santa Clara	San Jose	Painting Contractor	LVP
Santa Clara	San Jose	Painting Contractor	LVP
Santa Clara	San Jose	Property Manager/Owner	LVP
Santa Clara	San Jose	Property Manager/Owner	LVP
Santa Clara	San Jose	Residential Repaint	LVP
Santa Clara	Santa Clara	Data Center	LVP
Santa Clara	Santa Clara	Painting Contractor	RLVP
Santa Clara	Santa Clara	Painting Contractor	RLVP
Santa Clara	Santa Clara	Painting Contractor	LVP
Santa Clara	Santa Clara	Painting Contractor	LVP
Santa Clara	Santa Clara	Painting Contractor	LVP
Santa Clara	Santa Clara	University	LVP
Santa Clara	Santa Clara	Painting Contractor	LVP
Santa Clara	Sunnyvale	Construction	LVP
Santa Cruz	Santa Cruz	Painting Contractor	LVP
Santa Monica	Santa Monica	Property Manager/Owner	LVP
Siskiyou	Tulelake	City Government	LVP
Solano	Benicia	Construction	LVP
Solano	Fairfield	Sch District	LVP
Solano	Fairfield	Sign Company	LVP
Solano	Vacaville	Apartment Building Management	LVP
Solano	Vacaville	Painting Contractor	LVP
Solano	Vacaville	Painting Contractor	LVP
Solano	Vacaville	Painting Contractor	LVP
Solano	Vallejo	Painting Contractor	LVP
Sonoma	Healdsburg	Sch	LVP
Sonoma	Petaluma	Apartment Building Management	LVP
Sonoma	Petaluma	Hotel	LVP
Sonoma	Petaluma	Hotel	LVP
Sonoma	Petaluma	Painting Contractor	LVP
Sonoma	Petaluma	Painting Contractor	RLVP

Sonoma	Petaluma	Sch District	LVP
Sonoma	Petaluma	Sch or University	LVP
Sonoma	Rohnert Park	Apartment Building Management	LVP
Sonoma	Rohnert Park	Household	LVP
Sonoma	Rohnert Park	Painting Contractor	RLVP
Sonoma	Santa Rosa	Apartment Complex/Building	LVP
Sonoma	Santa Rosa	Construction	LVP
Sonoma	Santa Rosa	Construction	LVP
Sonoma	Santa Rosa	Property Manager/Owner	LVP
Sonoma	Santa Rosa	Property Manager/Owner	LVP
Sonoma	Santa Rosa	Retailer - Paint	LVP
Sonoma	Sebastopol	Senior Living Facility	LVP
Stainslaus	Modesto	Wholesale - Cosmetics	LVP
Stanislaus	Ceres	Painting Contractor	LVP
Stanislaus	Hughson	Construction	LVP
Stanislaus	Modesto	Household	LVP
Stanislaus	Modesto	Painting Contractor	RLVP
Stanislaus	Modesto	Painting Contractor	RLVP
Stanislaus	Modesto	Painting Contractor	LVP
Stanislaus	Modesto	Painting Contractor	LVP
Stanislaus	Modesto	Painting Contractor	LVP
Stanislaus	Riverbank	Painting Contractor	LVP
Stanislaus	Salida	Painting Contractor	LVP
Sutter	Sutter	Painting Contractor	LVP
Tulare	Exeter	Painting Contractor	LVP
Tulare	Exeter	Painting Contractor	LVP
Tulare	Tulare	Sch District	LVP
Tuolumne	Groveland	Property Manager/Owner	LVP
Tuolumne	Sonora	Painting Contractor	LVP
Turlock	Turlock	Painting Contractor	LVP
Ventura	Calabasas	Household	LVP
Ventura	Camarillo	Construction	LVP
Ventura	Oxnard	Property Manager/Owner	LVP
Ventura	Simi Valley	Construction	LVP
Ventura	Thousand Oaks	Property Manager/Owner	LVP
Yolo	Davis	Apartment Building Management	LVP
Yolo	Esparto	Beekeeping	LVP

Appendix B. Independent Financial Audit

Audit Report and Financial Statements

PaintCare Inc. California Architectural Paint Recovery Program

Financial Statements Including Report Required by Public Resources Code Section 48700,
and Independent Auditors' Report

June 30, 2019

Note: This document has been reformatted to make it compliant with CalRecycle requirements for accessibility. Pagination and formatting in this ADA compliant version of the audit report may differ from the original non-compliant version of the audit report. Page numbers have been removed to avoid confusion with the compiled annual report and appendix, which has one continuous set of page numbers.

Contents

Category	Description
Report	Independent Auditors' Report
Financial Statements	Statement of Financial Position
Financial Statements	Statement of Activities
Financial Statements	Statement of Functional Expenses
Financial Statements	Statement of Cash Flows
Financial Statements	Notes to Financial Statements
Supplementary Reports	Independent Auditors' Report on Internal Control Over Financial Reporting and on Compliance and Other Matters Based on an Audit of Financial Statements Performed in Accordance with Government Auditing Standards
Supplementary Reports	Examination Report Over Compliance with the Financial Aspects of the Public Resources Code Section 48700, and Title 14, Division 7, Chapter 11, Article 2 of the California Code of Regulations
Supplementary Reports	Schedule of Findings.

Rogers & Company PLLC
Certified Public Accountants
8300 Boone Boulevard
Suite 600
Vienna, Virginia 22182
703.893.0300 voice
703.893.4070 facsimile
www.rogerspllc.com

Independent Auditor's Report

To the Board of Directors of PaintCare Inc.

We have audited the accompanying financial statements of PaintCare Inc. ("PaintCare") California Architectural Paint Recovery Program ("the Program"), which comprise the statement of financial position as of June 30, 2019; the related statements of activities, functional expenses, and cash flows for the year then ended; and the related notes to the financial statements.

Management's Responsibility for the Financial Statements

Management is responsible for the preparation and fair presentation of these financial statements in accordance with accounting principles generally accepted in the United States of America; this includes the design, implementation, and maintenance of internal control relevant to the preparation and fair presentation of financial statements that are free from material misstatement, whether due to fraud or error.

Auditor's Responsibility

Our responsibility is to express an opinion on these financial statements based on our audit. We conducted our audit in accordance with auditing standards generally accepted in the United States of America and the standards applicable to financial audits contained in Government Auditing Standards, issued by the Comptroller General of the United States. Those standards require that we plan and perform an audit to obtain reasonable assurance about whether the financial statements are free of material misstatement.

An audit involves performing procedures to obtain audit evidence about the amounts and disclosures in the financial statements. The procedures selected depend on the auditor's judgment, including the assessment of the risks of material misstatement of the financial statements, whether due to fraud or error. In making those risk assessments, the auditor considers internal control relevant to the entity's preparation and fair presentation of the financial statements in order to design audit procedures that are appropriate in the circumstances, but not for the purpose of expressing an opinion on the effectiveness of the entity's internal control. Accordingly, we express no such opinion. An audit also includes evaluating the appropriateness of accounting policies used and the reasonableness of significant accounting estimates made by management, as well as evaluating the overall

presentation of the financial statements. We believe that the audit evidence we have obtained is sufficient and appropriate to provide a basis for our audit opinion.

Opinion

In our opinion, the financial statements referred to above present fairly, in all material respects, the financial position of the Program as of June 30, 2019, and the changes in its net assets and its cash flows for the year then ended in accordance with accounting principles generally accepted in the United States of America.

Other Reporting Required by Government Auditing Standards

In accordance with Government Auditing Standards, we have also used our report dated September 24, 2019, on our consideration of PaintCare's internal control over the Program's financial reporting and on our tests of its compliance with certain provisions of laws, regulations, contracts, and grant agreements and other matters. The purpose of that report is to describe the scope of our testing of internal control over financial reporting and compliance and the results of that testing, and not to provide an opinion on internal control over financial reporting or on compliance. That report is an integral part of an audit performed in accordance with Government Auditing Standards in considering PaintCare's internal control over the Program's financial reporting and compliance.

Vienna, Virginia

September 24, 2019

Statement of Financial Position

PaintCare Inc. - California Architectural Paint Recovery Program
for the Year Ended June 30, 2019

Assets

Description	Amount (\$)
Accounts receivable, net	3,893,714
Due from PaintCare Inc.	51,224,252
Total assets	55,117,966

Liabilities and Net Assets

Liabilities

Description	Amount (\$)
Accounts payable and accrued expenses	5,605,671
Grants payable	100,000
Total liabilities	5,705,671

Net Assets

Description	Amount (\$)
Without donor restrictions	49,412,295
Total net assets	49,412,295

Total Liabilities and Net Assets

Description	Amount (\$)
Total liabilities and net assets	55,117,966

Statement of Activities

PaintCare Inc. - California Architectural Paint Recovery Program
for the Year Ended June 30, 2019

Operating Revenue and Support

Description	Amount (\$)
Paint recovery fees	34,611,457
Total operating revenue and support	34,611,457

Expenses

Program and delivery services:

Description	Amount (\$)
Collection support	3,134,672
Transportation and processing	22,661,082
Communication	3,394,905
Legal fees	201,033
State agency administrative fees	224,526
Other program expenses	1,147,529
Total program and delivery services	30,763,747
General and administrative	2,855,647
Total expenses	33,619,394

Change in Net Assets

Description	Amount (\$)
Change in Net Assets from Operations	992,063
Non-Operating Activities (Investment allocation)	2,567,226
Change in Net Assets	3,559,289
Net Assets, beginning of year	45,853,006
Net Assets, end of year	\$ 49,412,295

Statement of Functional Expenses

PaintCare Inc. - California Architectural Paint Recovery Program
for the Year Ended June 30, 2019

Description	Program and Delivery Service (\$)	General and Administrative (\$)	Total (\$)
Salaries and related benefits	812,614	0	812,614
Collection support	3,134,671	0	3,134,671
Transportation and processing	22,661,082	0	22,661,082
Communications	3,394,905	0	3,394,905
State agency administrative fees	224,526	0	224,526
Professional fees	25,432	0	25,432
Legal fees	201,033	0	201,033
Travel	156,565	0	156,565
Meetings	10,542	0	10,542
Office and supplies	3,443	0	3,443
Subscriptions and publications	5,002	0	5,002
Professional development	27,506	0	27,506
Research and development grant	100,000	0	100,000
Other expenses	6,426	0	6,426
Allocation of corporate activities	0	2,855,647	2,855,647
Total Expenses	30,763,747	2,855,647	33,619,394

Statement of Cash Flows

PaintCare Inc. - California Architectural Paint Recovery Program
for the Year Ended June 30, 2019

Cash Flows from Operating Activities	Amount (\$)
Change in net assets	3,559,289
Adjustments to reconcile change in net assets to net cash used in operating activities: Change in allowance for doubtful accounts receivable	0
Change in operating assets and liabilities: (Increase) decrease in: Accounts receivable	261,546
Change in operating assets and liabilities: (Increase) decrease in: Due from PaintCare Inc.	(4,809,977)
Change in operating assets and liabilities: (Increase) decrease in: Prepaid expenses	825
Change in operating assets and liabilities: Increase in Accounts payable and accrued expenses	888,317
Change in operating assets and liabilities: Increase in Grants payable	100,000
Net cash used in operating activities	0
Net Change in Cash	0
Cash, beginning of year	0
Cash, end of year	0

Notes to Financial Statements

PaintCare Inc. California Architectural Paint Recovery Program - June 30, 2019

1. Nature of Operations

The California Architectural Paint Recovery Program (“the Program”) is authorized by Public Resources Code Section 48700 to implement measures to require paint manufacturers to develop and implement a program to collect, transport, and process postconsumer paint to reduce the costs and environmental impacts of the disposal of postconsumer paint in California. The Program is administered by PaintCare Inc. (“PaintCare”).

PaintCare, a not-for-profit 501(c)(3) organization, was created in October 2009 by the American Coatings Association (ACA), who, working with state and local government stakeholders, passed the first ever paint product stewardship law in the United States in the state of Oregon in 2009. The paint stewardship legislation guides an industry-led, end-of-life management program for post-consumer paint, which PaintCare operates. The PaintCare Board is made up of architectural paint manufacturers and participation in PaintCare is not limited to ACA members, but open to all architectural paint manufacturers. There are no dues or registration fees associated with PaintCare.

2. Summary of Significant Accounting Policies

Basis of Accounting and Presentation

The Program’s financial statements are prepared on the accrual basis of accounting. Net assets without donor restrictions represent funds that are not subject to donor-imposed stipulations and are available for support of the Program’s operations. There were no assets with donor restrictions as of June 30, 2019.

Accounts Receivable

Accounts receivable are recorded at net realizable value and represent amounts due for post-consumer paint recovery fees. The Program provides an allowance for bad debts using the allowance method, which is based on management’s judgment considering historical information. Accounts are individually analyzed for collectability, and will be reserved based on individual evaluation and specific circumstances. When all collection efforts have been exhausted, the accounts are written-off against the related allowance. At June 30, 2019, an allowance of \$37,368 was recognized.

Investment Allocation

PaintCare invests a portion of its accumulated surplus in a portfolio with Bank of America/Merrill Lynch. The sole objective of the portfolio is to earn a return equal to the rate of inflation and thus preserve the purchasing power of its capital. Interest, dividends, changes in market value, and other investment activities are allocated to each state program based on the relative net asset balances of each state program. Oversight of the investments is provided by the PaintCare Budget and Finance Committee and by the PaintCare Board of Directors.

Communications Costs

On behalf of the Program, PaintCare holds communication-related contracts for advertising, marketing, and consumer awareness. Communications costs are charged to operations when incurred. Communications expenses were \$3,394,905 for the year ended June 30, 2019, and are included in the accompanying statement of activities.

Revenue Recognition

The Program recognizes revenue from post-consumer paint recovery fees at the time the architectural paint product is sold by a manufacturer participant of the paint product stewardship program. Manufacturer participants in the Program pay the PaintCare recovery fee to PaintCare based on the amount of program products they sell on a monthly basis.

Program participants report their monthly unit sales of paint through a secure, HTTPS online system using their unique user ID and password. The participant must pay a paint recovery fee per unit sold, based on container size, according to the established fee schedule. As the PaintCare recovery fee is added to the wholesale price of paint and passed through uniformly to the retail purchase price of paint—so that the manufacturer, distributor, and/or retailer is made whole—in some cases, distributors or retailers have elected to undertake the obligation of the manufacturer for these fees. Thus, PaintCare has allowed remitter agreements in the Program, whereby a distributor or retailer reports and remits directly to PaintCare on behalf of a participant manufacturer's brand or brands. Reports and payment are due by the end of the month following the reporting period.

Functional Allocation of Expenses

The costs of providing the various program and supporting activities have been summarized on a functional basis in the accompanying financial statements. The statement of functional expenses presents the natural classification detail of expenses by function. Accordingly, certain costs have been allocated among the programs and supporting services benefited.

Use of Estimates

The preparation of financial statements in conformity with accounting principles generally accepted in the United States of America requires management to make estimates and

assumptions that affect the amounts reported in the financial statements and accompanying notes. Actual results could differ from those estimates.

Adopted Accounting Pronouncement

On August 18, 2016, the Financial Accounting Standards Board (FASB) issued Accounting Standards Update (ASU) 2016-14, Not-for-Profit Entities (Topic 958) – Presentation of Financial Statements of Not-for-Profit Entities. The update addresses the complexity and understandability of net asset classification, deficiencies in information about liquidity and availability of resources, and the lack of consistency in the type of information provided about expenses and investment return. The Program has implemented ASU 2016-14 and has adjusted the presentation in these financial statements accordingly.

Subsequent Events

In preparing these financial statements, the Program has evaluated events and transactions for potential recognition or disclosure through September 24, 2019, the date the financial statements were available to be issued.

3. Liquidity and Availability

The Program has \$3,893,714 of financial assets available within one year of the statement of financial position date. There are additional liquid assets available to the Program that are the liquid assets of PaintCare as a whole. PaintCare strives to maintain liquid financial assets sufficient to cover 90 days of general expenditures for the Program. Financial assets in excess of daily cash requirements are handled and invested in money market funds and highly liquid securities by PaintCare.

At June 30, 2019, financial assets available for general expenditures, that is, without donor or other restrictions limiting their use, within one year of the statement of financial position date, consist of net accounts receivable totaling \$3,893,714.

4. Related Party

ACA, a related party, is a separate, 501(c)(6) nonprofit organization working to advance the needs of the paint and coatings industry and the professionals who work in it. ACA serves its members as an advocate on legislative, regulatory, and judicial issues at the federal, state, and local levels. ACA also provides members with such services as research and technical information, statistical management information, legal guidance, and community service project support and acts as a forum for the exchange of information and ideas among the industry and its business partners. ACA incorporated PaintCare for the sole purpose of implementing programs for post-consumer architectural paint, including the recovery program pursuant to Public Resources Code Section 48700. ACA maintains a controlling interest in PaintCare through the ability to appoint its Board of Directors.

In February 2011, ACA and PaintCare entered into an affiliation agreement whereby ACA charges PaintCare an administrative fee, annually, to cover the following expense

categories: allocation of time incurred by PaintCare officers, allocation of other direct labor, and allocation of occupancy and infrastructure costs. The term of the agreement is for one year and automatically renews for one-year terms unless canceled by either party.

For the year ended June 30, 2019, total administrative fees charged by ACA to PaintCare were \$2,151,624, and of this amount, \$1,355,986 related to the Program. At June 30, 2019, PaintCare owed the Program \$51,224,252 related to paint recovery fees that are being held on behalf of the Program and are included in the accompanying statement of financial position.

5. Methods Used for Allocation of Expenses from Management and General Activities

The financial statements report certain categories of expenses using the direct allocation method. Each expense is assigned to a functional category based on direct usage.

6. Income Taxes

The Program itself is not subject to income taxes. The steward of the Program, PaintCare, is recognized as a tax-exempt organization under Internal Revenue Code Section 501(c)(3), and is exempt from income taxes except for taxes on unrelated business activities.

Rogers & Company PLLC
Certified Public Accountants
8300 Boone Boulevard
Suite 600
Vienna, Virginia 22182
703.893.0300 voice
703.893.4070 facsimile
www.rogerspllc.com

INDEPENDENT AUDITORS' REPORT ON INTERNAL CONTROL OVER FINANCIAL REPORTING AND ON COMPLIANCE AND OTHER MATTERS BASED ON AN AUDIT OF FINANCIAL STATEMENTS PERFORMED IN ACCORDANCE WITH GOVERNMENT AUDITING STANDARDS

To the Board of Directors of PaintCare Inc.

We have audited, in accordance with the auditing standards generally accepted in the United States of America and the standards applicable to financial audits contained in Government Auditing Standards issued by the Comptroller General of the United States, the financial statements of PaintCare Inc. ("PaintCare") California Architectural Paint Recovery Program ("the Program"), which comprise the statement of financial position as of June 30, 2019; the related statements of activities, functional expenses, and cash flows for the year then ended; and the related notes to the financial statements; and have issued our report thereon dated September 24, 2019.

Internal Control over Financial Reporting

In planning and performing our audit of the financial statements, we considered PaintCare's internal control over financial reporting ("internal control") over the Program to determine the audit procedures that are appropriate in the circumstances for the purpose of expressing our opinion on the financial statements, but not for the purpose of expressing an opinion on the effectiveness of PaintCare's internal control over the Program. Accordingly, we do not express an opinion on the effectiveness of PaintCare's internal control over the Program.

A deficiency in internal control exists when the design or operation of a control does not allow management or employees, in the normal course of performing their assigned functions, to prevent, or detect and correct, misstatements on a timely basis. A material weakness is a deficiency, or a combination of deficiencies, in internal control, such that there is a reasonable possibility that a material misstatement of the entity's financial statements will not be prevented or detected and corrected on a timely basis. A significant deficiency is a deficiency, or a combination of deficiencies, in internal control that is less severe than a material weakness, yet important enough to merit attention by those charged with governance.

Our consideration of internal control was for the limited purpose described in the first paragraph of this section and was not designed to identify all deficiencies in internal control that might be material weaknesses or significant deficiencies. Given these limitations, during our audit we did not identify any deficiencies in internal control that we consider to be material weaknesses. However, material weaknesses may exist that have not been identified.

Compliance and Other Matters

As part of obtaining reasonable assurance about whether the Program's financial statements are free from material misstatement, we performed tests of its compliance with certain provisions of laws, regulations, contracts, and grant agreements, noncompliance with which could have a direct and material effect on the determination of financial statement amounts. However, providing an opinion on compliance with those provisions was not an objective of our audit, and accordingly, we do not express such an opinion. The results of our tests disclosed no instances of noncompliance or other matters that are required to be reported under Government Auditing Standards.

Purpose of this Report

The purpose of this report is solely to describe the scope of our testing of internal control and compliance and the results of that testing, and not to provide an opinion on the effectiveness of the entity's internal control or on compliance. This report is an integral part of an audit performed in accordance with Government Auditing Standards in considering the entity's internal control and compliance. Accordingly, this communication is not suitable for any other purpose.

Rogers & Company PLLC

Vienna, Virginia

September 24, 2019

Rogers & Company PLLC
Certified Public Accountants
8300 Boone Boulevard
Suite 600
Vienna, Virginia 22182
703.893.0300 voice
703.893.4070 facsimile
www.rogerspllc.com

EXAMINATION REPORT OVER COMPLIANCE WITH THE FINANCIAL ASPECTS OF THE PUBLIC RESOURCES CODE SECTION 48700, AND TITLE 14, DIVISION 7, CHAPTER 11, ARTICLE 2 OF THE CALIFORNIA CODE OF REGULATIONS

To the Board of Directors of PaintCare Inc.

We have examined PaintCare Inc. (“PaintCare”) California Architectural Paint Recovery Program’s (“the Program”) compliance with the financial aspects of the Public Resources Code Section 48700, and Title 14, Division 7, Chapter 11, Article 2 of the California Code of Regulations during the year ended June 30, 2019. Management is responsible for PaintCare’s compliance with those requirements. Our responsibility is to express an opinion on PaintCare’s compliance based on our examination.

Our examination was conducted in accordance with attestation standards established by the American Institute of Certified Public Accountants and, accordingly, included examining, on a test basis, evidence about PaintCare’s compliance with those requirements and performing such other procedures as we considered necessary in the circumstances. We believe that our examination provides a reasonable basis for our opinion. Our examination does not provide a legal determination on PaintCare’s compliance with specified requirements.

In our opinion, PaintCare complied, in all material respects, with the financial aspects of the Public Resources Code Section 48700, and Title 14, Division 7, Chapter 11, Article 2 of the California Code of Regulations during the year ended June 30, 2019.

This report is intended solely for the information and use of the Board of Directors, management, and the California Department of Resources Recycling and Recovery, and is not intended to be and should not be used by anyone other than these specified parties.

Rogers & Company PLLC

Vienna, Virginia

September 24, 2019

Schedule of Findings

PaintCare Inc. - California Architectural Paint Recovery Program
for the Year Ended June 30, 2019

Section I – Summary of Independent Auditors’ Results

Financial Statements

Description	Result
Type of auditor’s report issued:	Unmodified
Internal control over financial reporting: Material weakness(es) identified?	No
Internal control over financial reporting: Significant deficiency(ies) identified that are not considered to be material weaknesses?	None Reported
Noncompliance material to financial statements	No

Section II – Financial Statement Findings

There were no financial statement findings reported during the 2019 audit.

Appendix C. Outreach Materials

Brochure



Recycle with PaintCare

California

California Paint Stewardship Program

Each year about 780 million gallons of architectural paint is sold in the United States. Did you know that about 10 percent goes unused and is available for recycling?

California's Paint Stewardship Law requires the paint manufacturing industry to develop a financially sustainable and environmentally responsible program to manage postconsumer architectural paint.

The program includes education about buying the right amount of paint, tips for using up remaining paint and setting up convenient recycling locations throughout the state.

Paint manufacturers established PaintCare, a nonprofit organization, to run paint stewardship programs in states with applicable laws.

Places to Take Old Paint

Paint recycling is more convenient with PaintCare. We set up paint drop-off sites throughout California. To find your nearest drop-off site, use PaintCare's search tool at www.paintcare.org or call our hotline at (855) 724-6809.

How to Recycle

PaintCare sites accept all brands of old house paint, stain and varnish — even if they are 20 years old! Containers must be five gallons or smaller, and a few types of paint are not accepted. See back panel for a list of what you can recycle.

All PaintCare drop-off sites accept up to five gallons of paint per visit. Some sites accept more. Please call the site in advance to make sure they can accept the amount of paint you would like to recycle.

Make sure all containers of paint have lids and original labels, and load them securely in your vehicle. Take them to a drop-off site during their regular business hours. We'll take it from there.

What Happens to the Paint?

PaintCare will make sure that your leftover paint is remixed into recycled paint, used as a fuel, made into other products or properly disposed.

Who Can Use the Program?

People bringing paint from their homes can bring as much latex or oil-based paint as the site is willing to accept.

Businesses (painting contractors and others) can use this program with one restriction: If your business produces more than 220 pounds (about 20-30 gallons) of hazardous waste per month, you may use the drop-off sites for your latex paint only but not for your oil-based paint. Contact PaintCare to learn more about this restriction.

Large Volume Pick-Up

If you have at least 200 gallons of paint to recycle at your business or home, ask about our free pick-up service. Please call for more details or to request an appointment.

PaintCare Fee

PaintCare is funded by a fee paid by paint manufacturers for each can of paint they sell in the state. Manufacturers pass the fee to retailers, who then apply it to the price of paint. Stores can choose whether or not to show the fee on their receipts. Fees are based on the size of the container as follows:

- \$ 0.00 Half pint or smaller
- \$ 0.35 Larger than half pint and smaller than 1 gallon
- \$ 0.75 1 Gallon
- \$ 1.60 Larger than 1 gallon up to 5 gallons

Not a Deposit

The fee is not a deposit — it is part of the purchase price. The fees are used to pay the costs of running the program: recycling, public education, staffing and other expenses.

Contact Us

To learn more or find a drop-off site, please visit www.paintcare.org or call (855) 724-6809.

PaintCare Products

These products have fees when you buy them and are accepted for free at drop-off sites:

- Interior and exterior architectural paints: latex, acrylic, water-based, alkyd, oil-based, enamel (including textured coatings)
- Deck coatings, floor paints (including elastomeric)
- Primers, sealers, undercoaters
- Stains
- Shellacs, lacquers, varnishes, urethanes (single component)
- Waterproofing concrete/masonry/wood sealers and repellents (not tar or bitumen-based)
- Metal coatings, rust preventatives
- Field and lawn paints

Leaking, unlabeled and empty containers are not accepted at drop-off sites.

Non-PaintCare Products

- Paint thinners, mineral spirits, solvents
- Aerosol paints (spray cans)
- Auto and marine paints
- Art and craft paints
- Caulk, epoxies, glues, adhesives
- Paint additives, colorants, tints, resins
- Wood preservatives (containing pesticides)
- Roof patch and repair
- Asphalt, tar and bitumen-based products
- 2-component coatings
- Deck cleaners
- Traffic and road marking paints
- Industrial Maintenance (IM) coatings
- Original Equipment Manufacturer (OEM) (shop application) paints and finishes

For information about recycling and proper disposal of non-PaintCare products, please contact your garbage hauler, local environmental health agency, household hazardous waste program or public works department.

Mini Card



paintcare®

PRIMER
LATEX CEILING PAINT
Oil-Based PAINT
WOOD STAIN
VARNISH

It's easy to recycle your leftover paint, stain and varnish.

Recycle with PaintCare

Find a drop-off site near you:
(855) 724-6809 • www.paintcare.org

**Buy right.
Use it up.
Recycle the rest.**

Manufacturers of paint created PaintCare, a nonprofit organization, to set up convenient places for you to recycle leftover paint. We're working to provide environmentally sound and cost-effective recycling programs in your state and others with paint stewardship laws.

LEARN MORE
Visit www.paintcare.org or follow us on Facebook for tips on how to buy the right amount of paint, store paint properly, use up leftover paint, and find a drop-off site. We also have a free pick-up service for businesses or households with at least 200 gallons of paint to recycle.

It's easy to recycle your leftover paint, stain and varnish. Recycle with PaintCare

Find a drop-off site near you:

(855) 724-6809 • www.paintcare.org

Buy right. Use it up. Recycle the rest.

Manufacturers of paint created PaintCare, a nonprofit organization, to set up convenient places for you to recycle leftover paint. We're working to provide environmentally sound and cost-effective recycling programs in your state and others with paint stewardship laws.

LEARN MORE

Visit www.paintcare.org or follow us on Facebook for tips on how to buy the right amount of paint, store paint properly, use up leftover paint, and find a drop-off site. We also have a free pick-up service for businesses or households with at least 200 gallons of paint to recycle.

In-Store Poster



The poster features the PaintCare logo at the top left, followed by the title 'Paint Recycling Program' and a sub-header 'About the PaintCare Program'. It lists 'PAINTCARE PRODUCTS' and 'NON-PAINTCARE PRODUCTS' with their respective fees. A table shows the fee structure based on container size. An image of various paint cans is on the right, and a green arrow at the bottom says 'Recycle with PaintCare'. The ID 'XX-PIEN-0717' is in the bottom right corner.

paintcare

Paint Recycling Program

About the PaintCare Program

PAINTCARE
Paint manufacturers created PaintCare, a non profit organization, to set up convenient places for households and businesses to recycle leftover paint. PaintCare sets up paint drop-off sites throughout states that adopt paint stewardship laws.

PAINTCARE PRODUCTS
These products have fees when purchased and will be accepted for free at PaintCare drop-off sites:

- Latex house paints (acrylic, water-based)
- Oil-based house paints (alkyd)
- Stains
- Primers and undercoaters
- Shellacs, lacquers, varnishes, urethanes
- Deck and floor paints
- Sealers and waterproofing coatings for wood, concrete and masonry

NON-PAINTCARE PRODUCTS

- Paint thinners and solvents
- Aerosol paints (spray cans)
- Auto and marine paints
- Paint additives, colorants, linis, resins
- Wood preservatives (containing pesticides)
- Asphalt, tar and bitumen-based products
- 2-component coatings
- Coatings used for Original Equipment Manufacturing or shop application
- Any non-coatings (caulk, spackle, cleaners, etc.)

FEES
PaintCare fees are applied to the purchase price of architectural paint sold in the state as required by state law. Fees are applied to each container and vary by the size of the container as follows:

Half pint or smaller	\$ 0.00
Larger than half pint and smaller than 1 gallon	\$ 0.35
1 gallon	\$ 0.75
More than 1 gallon up to 5 gallons	\$ 1.60

For more information or to find a place to take your unwanted paint for recycling, please ask for the PaintCare brochure, visit www.paintcare.org or call (855) 724-6809.

Recycle with PaintCare

XX-PIEN-0717

Paint Recycling Program

About the PaintCare Program

PaintCare

Paint manufacturers created PaintCare, a non-profit organization, to set up convenient places for households and businesses to recycle leftover paint. PaintCare sets up paint drop-off sites throughout states that adopt paint stewardship laws.

PAINTCARE PRODUCTS

These products have fees when purchased and will be accepted for free at PaintCare drop-off sites:

- Latex house paints (acrylic, water-based)
- Oil-based house paints (alkyd)
- Stains
- Primers and undercoaters
- Shellacs, lacquers, varnishes, urethanes

- Deck and floor paints
- Sealers and waterproofing coatings for wood, concrete and masonry

NON-PAINTCARE PRODUCTS

- Paint thinners and solvents
- Aerosol paints (spray cans)
- Auto and marine paints
- Paint additives, colorants, tints, resins
- Wood preservatives (containing pesticides)
- Asphalt, tar and bitumen-based products
- 2-component coatings
- Coatings used for Original Equipment Manufacturing or shop application
- Any non-coatings (caulk, spackle, cleaners, etc.)

FEES

PaintCare fees are applied to the purchase price of architectural paint sold in the state as required by state law. Fees are applied to each container and vary by the size of the container as follows:

- Half pint or smaller \$ 0.00
- Larger than half pint and smaller than 1 gallon \$ 0.35
- 1 gallon \$ 0.75
- More than 1 gallon up to 5 gallons \$ 1.6

For more information or to find a place to take your unwanted paint for recycling, please ask for the PaintCare brochure, visit www.paintcare.org or call (855) 724-6809.

Recycle with PaintCare

Counter Mat

WE CAN HELP
Recycle
YOUR PAINT
www.paintcare.org

Paint Recycling Made Easy
Paint manufacturers formed PaintCare, a nonprofit organization, to make paint recycling more convenient, cost effective, and environmentally sound. Paint doesn't belong in the trash or down the drain. If you can't use it up, recycle it with PaintCare.
We're setting up locations in your state where you can bring old paint for free all year-round.

What types of paint products can be recycled with PaintCare?

✓ PAINTCARE PRODUCTS (YOU CAN RECYCLE THESE)
These products have fees when you buy them and are accepted for free when you drop them off for recycling:

- Water-based paints (latex, acrylic)
- Oil-based paints (alkyd)
- Stains
- Primers
- Varnishes
- Shellacs
- Lacquers
- Urethanes
- Deck paints
- Floor paints
- Sealers
- Waterproofing coatings

✗ NON-PAINTCARE PRODUCTS
Leaking, unlabeled, and empty containers are not accepted:

- Paint thinners and solvents
- Aerosol paints (spray cans)
- Auto and marine paints
- Paint additives, colorants, tints, resins
- Wood preservatives (containing pesticides)
- Asphalt, tar, and bitumen-based products
- 2-component coatings
- Coatings used for Original Equipment Manufacturing or shop application
- Any non-coatings (caulk, spackle, cleaner, etc.)

PROGRAM FUNDING
The PaintCare Fee is applied to the purchase price of architectural paint sold in your state as required by law. Fees are based on container size:

Half pint or smaller	\$0.00
Larger than half pint and smaller than 1 gallon	\$0.35
1 gallon	\$0.75
More than 1 gallon up to 5 gallons	\$1.60

LEARN MORE: Please ask for a PaintCare program brochure, visit www.paintcare.org, or call (855) 724-8809.

We Can Help Recycle Your Paint

www.paintcare.org

Paint Recycling Made Easy

Paint manufacturers formed PaintCare, a nonprofit organization, to make paint recycling more convenient, cost effective, and environmentally sound. Paint doesn't belong in the trash or down the drain. If you can't use it up, recycle it with PaintCare. We're setting up locations in your state where you can bring old paint for free all year-round.

What types of paint products can be recycled with PaintCare?

PAINTCARE PRODUCTS (YOU CAN RECYCLE THESE)

These products have fees when you buy them and are accepted for free when you drop them off for recycling:

- Water-based paints (latex, acrylic)
- Oil-based paints (alkyd)
- Stains
- Primers
- Varnishes
- Shellacs
- Lacquers
- Urethanes
- Deck paints

- Floor paints
- Sealers
- Waterproofing coatings

NON-PAINTCARE PRODUCTS

- Leaking, unlabeled, and empty containers are not accepted.
- Paint thinners and solvents
- Aerosol paints (spray cans)
- Auto and marine paints
- Paint additives, colorants, tints, resins
- Wood preservatives (containing pesticides)
- Asphalt, tar, and bitumen-based products
- 2-component coatings
- Coatings used for Original Equipment Manufacturing or shop application
- Any non-coatings (caulk, spackle, cleaner, etc.)

PROGRAM FUNDING

The PaintCare Fee is applied to the purchase price of architectural paint sold in your state as required by law. Fees are based on container size:

- Half pint or smaller \$0.00
- Larger than half pint and smaller than 1 gallon \$0.35
- 1 gallon \$0.75
- More than 1 gallon up to 5 gallons \$1.60

LEARN MORE:

Please ask for a PaintCare program brochure, visit www.paintcare.org or call (855) 724-6809.

Fact Sheet for Painting Contractors



CALIFORNIA PAINT STEWARDSHIP PROGRAM
Information for Painting Contractors
UPDATED – JUNE 2019

California's Paint Stewardship Program began October 2012.

The California Paint Stewardship law requires paint manufacturers to set up and operate a paint stewardship program in California. The program is funded by a fee on each container of architectural paint sold in the state. The program sets up drop-off sites at retail stores and other sites throughout the state where households and businesses are able to take most types of leftover paint for recycling, free of charge.

Paint Stewardship
The American Coatings Association (ACA) worked with various stakeholders interested in the management of postconsumer paint to develop a Paint Stewardship Program in the United States. PaintCare Inc. is a nonprofit organization established by ACA to implement the program on behalf of paint manufacturers in states that adopt paint stewardship laws. PaintCare operates programs in California, Colorado, Connecticut, the District of Columbia, Maine, Minnesota, Oregon, Rhode Island, and Vermont. PaintCare is currently developing a program for Washington, expected to launch in 2020.

The main goals of the program are to decrease paint waste and recycle more postconsumer paint by setting up convenient drop-off sites in each PaintCare state.



Fees and Funding
As required by state law, a paint stewardship assessment (PaintCare Fee) must be added by manufacturers to the wholesale price of all architectural paint sold in the state. This fee is paid by manufacturers to PaintCare to fund setting up drop-off sites for leftover, postconsumer paint, and for the transportation, recycling, and proper disposal of that paint. The fees also pay for consumer education and program administrative costs.

The fees are based on container size as follows:

- \$ 0.00 – Half pint or smaller
- \$ 0.25 – Larger than half pint up to smaller than 1 gallon
- \$ 0.75 – 1 gallon
- \$ 1.65 – Larger than 1 gallon up to 5 gallons

The law also requires that each distributor and retailer include the PaintCare Fee with their sale price of architectural paint sold in the state. Displaying the fee on invoices and receipts is not mandatory for distributors or retailers; however, PaintCare encourages them to show the fee and list it as PaintCare Fee to aid in customer and dealer education and to ensure transparency.

Notice for Painting Contractors
It is expected that contractors will pass the fees on to their customers in order to recoup the fees they pay on the product.

When estimating jobs, contractors should take these fees into account by checking with your suppliers to make sure the quotes for paint products include the fees. You should also let your customers know that you will be including these fees in your quotes.

New Paint Drop-Off Sites
PaintCare has established more than 800 paint drop-off sites across California. Most drop-off sites are at paint stores. Other sites include certain solid waste transfer stations, recycling centers, and government-sponsored household hazardous waste programs. Participation as a drop-off site is voluntary.

Use of Retail Drop-Off Sites by Businesses
Retail drop-off sites provide a convenient and no cost recycling option for painting contractors and other businesses. Businesses that generate less than 220 pounds of hazardous waste* per month will be able to use these sites to recycle all program products (both water and oil based) with some restrictions on quantities per month.

Larger businesses (those that generate more than 220 pounds of hazardous waste per month) may use the drop-off sites for their water-based program products only; they are not able to use the sites for oil-based paint or other solvent-based products.

*220 pounds is about 20-30 gallons of paint. When counting how much hazardous waste you generate in a month, oil based paint counts (because by law it is a hazardous waste), but latex and other water-based paint does not count toward the 220 pound monthly total.



Pick-Up Service for Large Volumes
Businesses with at least 200 gallons of postconsumer paint to recycle may qualify to have their paint picked up by PaintCare at no additional cost. To learn more about this service or to request an appointment, please visit www.paintcare.org/pickup or call (855) 724-6809.

WHAT PRODUCTS ARE COVERED?
The products accepted at PaintCare drop-off sites are the same products that have a fee when they are sold. PaintCare Products include interior and exterior architectural coatings sold in containers of 5 gallons or less. However, they do not include aerosol products (spray cans), industrial maintenance (IM), original equipment manufacturer (OEM), or specialty coatings.

PaintCare Products

- Interior and exterior architectural paints: latex, acrylic, water-based, alkyl, oil-based, enamel (including textured coatings)
- Deck coatings, floor paints (including elastomer)
- Primers, sealers, undercoats
- Stains
- Shellac, lacquers, varnishes, urethanes (single component)
- Waterproofing concrete/masonry/wood sealers and repellents (not tar or bitumen based)
- Metal coatings, rust preventatives
- Field and lawn paints

Non-PaintCare Products

- Paint thinners, mineral spirits, solvents
- Aerosol paints (spray cans)
- Auto and marine paints
- Art and craft paints
- Caulking compounds, epoxies, glues, adhesives
- Paint additives, colorants, tints, tints
- Wood preservatives (containing pesticides)
- Roof patch and repair
- Asphalt, tar, and bitumen-based products
- 2-component coatings
- Deck cleaners
- Traffic and road marking paints
- Industrial Maintenance (IM) coatings
- Original Equipment Manufacturer (OEM) (shop application) paints and finishes

901 NEW YORK AVE NW WASHINGTON, DC 20001 (855) 724-6809 www.paintcare.org info@paintcare.org
CA-FSPCN-0417

CALIFORNIA PAINT STEWARDSHIP PROGRAM

Information for Painting Contractors

UPDATED – JUNE 2019

California's Paint Stewardship Program began October 2012.

The California Paint Stewardship law requires paint manufacturers to set up and operate a paint stewardship program in California. The program is funded by a fee on each container of architectural paint sold in the state. The program sets up drop-off sites at retail stores and other sites throughout the state where households and businesses are able to take most types of leftover paint for recycling, free of charge.

Paint Stewardship

The American Coatings Association (ACA) worked with various stakeholders interested in the management of postconsumer paint to develop a Paint Stewardship Program in the United States. PaintCare Inc. is a nonprofit organization established by ACA to implement the program on behalf of paint manufacturers in states that adopt paint stewardship laws. PaintCare operates programs in California, Colorado, Connecticut, the District of Columbia, Maine, Minnesota, Oregon, Rhode Island, and Vermont. PaintCare is currently developing a program for Washington, expected to launch in 2020.

The main goals of the program are to decrease paint waste and recycle more postconsumer paint by setting up convenient drop-off sites in each PaintCare state.

Fees and Funding

As required by state law, a paint stewardship assessment (PaintCare Fee) must be added by manufacturers to the wholesale price of all architectural paint sold in the state. This fee is paid by manufacturers to PaintCare to fund setting up drop-off sites for leftover, postconsumer paint, and for the transportation, recycling, and proper disposal of that paint. The fees also pay for consumer education and program administrative costs.

The fees are based on container size as follows:

- \$ 0.00 — Half pint or smaller
- \$ 0.35 — Larger than half pint up to smaller than 1 gallon
- \$ 0.75 — 1 gallon
- \$ 1.60 — Larger than 1 gallon up to 5 gallons

The law also requires that each distributor and retailer include the PaintCare Fee with their sale price of architectural paint sold in the state. Displaying the fee on invoices and receipts is not mandatory for distributors or retailers; however, PaintCare encourages them to show the fee and list it as PaintCare Fee to aid in customer and dealer education and to ensure transparency.

Notice for Painting Contractors

It is expected that contractors will pass the fees on to their customers in order to recoup the fees they pay on the product.

When estimating jobs, contractors should take these fees into account by checking with your suppliers to make sure the quotes for paint products include the fees. You should also let your customers know that you will be including these fees in your quotes.

New Paint Drop-Off Sites

PaintCare has established more than 800 paint drop-off sites across California. Most drop-off sites are at paint stores. Other sites include certain solid waste transfer stations, recycling centers, and government-sponsored household hazardous waste programs. Participation as a drop-off site is voluntary.

Use of Retail Drop-Off Sites by Businesses

Retail drop-off sites provide a convenient and no cost recycling option for painting contractors and other businesses. Businesses that generate less than 220 pounds of hazardous waste* per month will be able to use these sites to recycle all program products (both water and oil-based) with some restrictions on quantities per month.

Larger businesses (those that generate more than 220 pounds of hazardous waste per month) may use the drop-off sites for their water-based program products only; they are not able to use the sites for oil-based paint or other solvent-based products.

*220 pounds is about 20-30 gallons of paint. When counting how much hazardous waste you generate in a month, oil-based paint counts (because by law it is a hazardous waste), but latex and other water-based paint does not count toward the 220 pound monthly total.

Pick-Up Service for Large Volumes

Businesses with at least 200 gallons of postconsumer paint to recycle may qualify to have their paint picked up by PaintCare at no additional cost. To learn more about this service or to request an appointment, please visit www.paintcare.org/pickup or call (855) 724-6809.

WHAT PRODUCTS ARE COVERED?

The products accepted at PaintCare drop-off sites are the same products that have a fee when they are sold. PaintCare Products include interior and exterior architectural coatings sold in containers of 5 gallons or less. However, they do not include aerosol products (spray cans), industrial maintenance (IM), original equipment manufacturer (OEM), or specialty coatings.

PaintCare Products

- Interior and exterior architectural paints: latex, acrylic, water-based, alkyd, oil-based, enamel (including textured coatings)
- Deck coatings, floor paints (including elastomeric)
- Primers, sealers, undercoaters
- Stains
- Shellacs, lacquers, varnishes, urethanes (single component)
- Waterproofing concrete/masonry/wood sealers and repellents (not tar or bitumen-based)
- Metal coatings, rust preventatives
- Field and lawn paints

Non-PaintCare Products

- Paint thinners, mineral spirits, solvents
- Aerosol paints (spray cans)
- Auto and marine paints
- Art and craft paints
- Caulking compounds, epoxies, glues, adhesives
- Paint additives, colorants, tints, resins
- Wood preservatives (containing pesticides)

- Roof patch and repair
- Asphalt, tar, and bitumen-based products
- 2-component coatings
- Deck cleaners
- Traffic and road marking paints
- Industrial Maintenance (IM) coatings
- Original Equipment Manufacturer (OEM) (shop application) paints and finishes

Fact Sheet for Large Volume Pick-Up Service

PAINT STEWARDSHIP PROGRAMS IN THE U.S.
Large Volume Pick-Up (LVP) Service
UPDATED – OCTOBER 2018

PaintCare offers a free pick-up service to painting contractors, property managers, households, and others with large amounts of leftover architectural paint.

Who is PaintCare?
PaintCare Inc. is a non-profit organization established by the American Coatings Association to operate paint stewardship programs on behalf of paint manufacturers in states that pass paint stewardship laws.

Paint Drop-Off Sites
In states with a paint stewardship program, PaintCare's primary effort is to set up conveniently located drop-off sites—places where residents and businesses may take their unwanted paint for no charge. Sites set their own limits on the volume of paint they accept from customers per visit (usually from 5 to 20 gallons). To find a drop-off site near you, please use PaintCare's site locator at www.paintcare.org or call (855) 724-6809.

Large Volume Pick-Ups
For those who have accumulated a large volume of paint, PaintCare also offers a pick-up service. Large volume means at least 200 gallons, measured by container size (not content). On a case-by-case basis, PaintCare may approve a pick-up for less than 200 gallons if there are no drop-off sites in your area. After two or three pick-ups, you may be switched to a regular service (see next page).

Drums and Bulked Paint Are Not Accepted
PaintCare only accepts paint in containers that are 5 gallons or smaller in size. Leave paint in original cans with original labels; do not combine or bulk paint from small cans into larger ones. If you have unwanted paint in drums or containers larger than 5 gallons, please contact a licensed paint recycling company or a hazardous waste transportation company to assist you.

HOW TO REQUEST A LARGE VOLUME PICK-UP

- Sort and count your paint.**
We need to know the number of each container size and the type of products you have, sorted into two categories: (1) water-based paints and stains and (2) oil-based paint and stains and any other program products (sealers and clear-topcoat products, such as varnish and shellac).
- Fill out the LVP Request Form and send it in.**
Fill out a paper or electronic version of the Large Volume Pick-Up Request Form and return it to PaintCare online or by email, fax, or regular mail. (Visit www.paintcare.org or call PaintCare for the form.)

Scheduling
After reviewing your form, PaintCare staff will either approve your site for a pick-up or inform you of the best place to take your paint if you do not meet the requirements. If approved, you will be put in contact with our licensed hauler to schedule a pick-up. It may be several weeks before your pick-up occurs.

On the Day of Your Pick-Up



Sort your products into the two categories noted above and store them in an area that has easy access. If the paint is a far distance from where the hauler parks, the path between should be at least four feet wide to accommodate movement of the boxes.

Businesses, please plan to have staff available to pack the paint cans into the boxes. The hauler may be able to provide some assistance, but we require your staff to be present and provide labor to pack boxes. Once your paint is properly packed and loaded onto the hauler's truck, you will sign a shipping document and receive a copy for your records. Your paint will then be taken to an authorized processing facility for recycling.

Note: Paint must be in original containers and not leaking.

Repeat Service for Large Volume Users
For businesses that generate large volumes of unwanted paint on a regular basis, a service for recurring drop-pick-ups is available. With this service, you will be provided with empty bins, then request a pick-up when at least three bins are filled. PaintCare will provide onsite training on how to properly pack the paint, and you will be required to sign a contract with PaintCare.

Limits on Businesses
To use the program for oil-based products, your waste must qualify as exempt under federal (40 CFR § 262.14) and state/local hazardous waste generator rules. Most notably, these rules require that your business (a) generates no more than 220 pounds (about 10-20 gallons, depending on type) of hazardous waste per month, and (b) accumulates no more than 2,200 pounds (approximately 220 gallons) of hazardous waste at any given time. If your business fails to qualify as an exempt generator, it will not be able to use the program for oil-based products. For more information on the federal hazardous generator rules, please go to www.paintcare.org/limits.

Note: When calculating how much hazardous waste you generate in a month, do not count new paint.

If You Have Products We Don't Accept
The program does not accept all paints (such as aerosols and automotive finishes) or other hazardous waste. If you have solvents, thinners, pesticides, or any non-PaintCare products (see list to right for examples), we recommend that residents contact their local household hazardous waste (HHW) program. Some HHW programs allow businesses to use their program for a modest fee. Otherwise, businesses should contact a licensed hazardous waste transportation company.

What Products Are Covered?
The products accepted at PaintCare drop-off sites are the same products that have a fee when they are sold. PaintCare Products include interior and exterior architectural coatings sold in containers of 5 gallons or less. However, they do not include aerosol products (spray cans), industrial maintenance (IM), original equipment manufacturer (OEM), or specialty coatings.

PAINTCARE PRODUCTS

- Interior and exterior architectural paints, latex, acrylic, non-aqueous alkyd, oil-based enamel (including textured coatings)
- Deck coatings, floor paints
- Primer, sealers, undercoaters
- Stains
- Shellacs, lacquers, varnishes, urethanes
- Waterproofing concrete/masonry/wood sealers and repellents (not tar or bitumen-based)
- Metal coatings, rust preventatives
- Field and lawn paints

NON-PAINTCARE PRODUCTS

- Basecoaters, mineral pigments, solvents
- Aerosol paints (spray cans)
- Auto and marine paints
- Art and craft paints
- Caulking compounds, sealants, glues, adhesives
- Base additives, colorants, tints, tints
- Wood preservatives (containing pesticides)
- Roof patch and repair
- Asphalt, tar, and bitumen-based products
- Decomposition coatings
- Deck cleaners
- Traffic and road marking paints
- Industrial Maintenance (IM) coatings
- Original Equipment Manufacturer (OEM) (shop application) paints and finishes

Paint stewardship programs in the U.S.

Large Volume Pick-Up (LVP) Service

Updated – October 2018

PaintCare offers a free pick-up service to painting contractors, property managers, households, and others with large amounts of leftover architectural paint.

Who is PaintCare?

PaintCare Inc. is a non-profit organization established by the American Coatings Association to operate paint stewardship programs on behalf of paint manufacturers in states that pass paint stewardship laws.

Paint Drop-Off Sites

In states with a paint stewardship program, PaintCare's primary effort is to set up conveniently located drop-off sites—places where residents and businesses may take their unwanted paint for no charge. Sites set their own limits on the volume of paint they accept from customers per visit (usually from 5 to 20 gallons). To find a drop-off site near you, please use PaintCare's site locator at www.paintcare.org or call (855) 724-6809.

Large Volume Pick-Ups

For those who have accumulated a large volume of paint, PaintCare also offers a pick-up service. Large volume means at least 200 gallons, measured by container size (not

content). On a case-by-case basis, PaintCare may approve a pick-up for less than 200 gallons if there are no drop-off sites in your area. After two or three pick-ups, you may be switched to a regular service (see next page).

Drums and Bulked Paint Are Not Accepted

PaintCare only accepts paint in containers that are 5 gallons or smaller in size. Leave paint in original cans with original labels; do not combine or bulk paint from small cans into larger ones. If you have unwanted paint in drums or containers larger than 5 gallons, please contact a licensed paint recycling company or a hazardous waste transportation company to assist you.

How to Request a Large Volume Pick-Up

1. Sort and count your paint

We need to know the number of each container size and the type of products you have, sorted into two categories: (1) water-based paints and stains and (2) oil-based paint and stains and any other program products (sealers and clear top-coat products, such as varnish and shellac).

2. Fill out the LVP Request Form and send it in

Fill out a paper or electronic version of the “Large Volume Pick-Up Request Form” and return it to PaintCare online or by email, fax, or regular mail. (Visit www.paintcare.org or call PaintCare for the form.)

Scheduling

After reviewing your form, PaintCare staff will either approve your site for a pick-up or inform you of the best place to take your paint if you do not meet the requirements. If approved, you will be put in contact with our licensed hauler to schedule a pick-up. It may be several weeks before your pick-up occurs.

On the Day of Your Pick-Up

Sort your products into the two categories noted above and store them in an area that has easy access. If the paint is a far distance from where the hauler parks, the path between should be at least four feet wide to accommodate movement of the boxes.

Businesses, please plan to have staff available to pack the paint cans into the boxes. The hauler may be able to provide some assistance, but we require your staff to be present and provide labor to pack boxes. Once your paint is properly packed and loaded onto the hauler’s truck, you will sign a shipping document and receive a copy for your records. Your paint will then be taken to an authorized processing facility for recycling.

Note: Paint must be in original containers and not leaking.

Repeat Service for Large Volume Users

For businesses that generate large volumes of unwanted paint on a regular basis, a service for recurring direct pick-ups is available. With this service, you will be provided with empty bins, then request a pick-up when at least three bins are filled. PaintCare will provide onsite training on how to properly pack the paint, and you will be required to sign a contract with PaintCare.

Limits on Businesses

To use the program for oil-based products, your waste must qualify as exempt under federal (40 CFR § 262.14) and state/local hazardous waste generator rules. Most notably, these rules require that your business (a) generates no more than 220 pounds (about 20-30 gallons, depending on type) of hazardous waste per month, and (b) accumulates no more than 2,200 pounds (approximately 220 gallons) of hazardous waste at any given time. If your business fails to qualify as an exempt generator, it will not be able to use the program for oil-based products. For more information on the federal hazardous generator rules, please go to www.paintcare.org/limits

Note: When calculating how much hazardous waste you generate in a month, do not count latex paint.

If You Have Products We Don't Accept

The program does not accept all paints (such as aerosols and automotive finishes) or other hazardous waste. If you have solvents, thinners, pesticides, or any non-PaintCare products (see list to right for examples), we recommend that residents contact their local household hazardous waste (HHW) program. Some HHW programs allow businesses to use their program for a modest fee. Otherwise, businesses should contact a licensed hazardous waste transportation company.

WHAT PRODUCTS ARE COVERED?

The products accepted at PaintCare drop-off sites are the same products that have a fee when they are sold.

PaintCare Products include interior and exterior architectural coatings sold in containers of 5 gallons or less. However, they do not include aerosol products (spray cans), industrial maintenance (IM), original equipment manufacturer (OEM), or specialty coatings.

PaintCare Products

- Interior and exterior architectural paints: latex, acrylic, water-based, alkyd, oil-based, enamel (including textured coatings)
- Deck coatings, floor paints (including elastomeric)
- Primers, sealers, undercoaters
- Stains
- Shellacs, lacquers, varnishes, urethanes (single component)
- Waterproofing concrete/masonry/wood sealers and repellents (not tar or bitumen-based)
- Metal coatings, rust preventatives
- Field and lawn paints

Non-PaintCare Products

- Paint thinners, mineral spirits, solvents
- Aerosol paints (spray cans)
- Auto and marine paints
- Art and craft paints
- Caulking compounds, epoxies, glues, adhesives
- Paint additives, colorants, tints, resins
- Wood preservatives (containing pesticides)
- Roof patch and repair
- Asphalt, tar, and bitumen-based products
- 2-component coatings
- Deck cleaners
- Traffic and road marking paints
- Industrial Maintenance (IM) coatings
- Original Equipment Manufacturer (OEM) (shop application) paints and finishes

Appendix D. Retail Guidelines

Guidelines for Retailer Drop-Off Sites

California Architectural Paint Recovery Program

901 New York Ave NW, Washington DC 20001, (855) 724-6809

Fax: (855) 385-2020, www.paintcare.org

July 28, 2017

Contents

- Guidelines Section 1. PaintCare Drop-Off Sites
- Guidelines Section 2. Accepting Program Products
- Guidelines Section 3. What Is Acceptable
- Guidelines Section 4. Operations
- Guidelines Section 5. Working with Haulers
- Guidelines Section 6. Inspections and Records
- Guidelines Section 7. Training and Safety
- Guidelines Section 8. Spill Response

Appendices

- Guidelines Appendix A. Paint Drop-Off Log
- Guidelines Appendix B. Training Record for Drop-Off Site Staff
- Guidelines Appendix C. Emergency Contact Information

Contact Information

Site Name: _____

Site Address: _____

Mailing Address (if different): _____

Site Contact 1. Name/Phone: _____

Site Contact 2. Name/Phone: _____

PaintCare Contact Name: _____

PaintCare Contact Phone/Email: _____

Hauler Company Name: _____

Hauler Contact Name: _____

Hauler Contact Phone/Email: _____

CUPA Contact Name/Phone: _____

Haz Mat Business Plan? (y/n) _____

Retailer Guidelines Section 1. PaintCare Drop-Off Sites

Legislation

In 2010, Governor Schwarzenegger signed Assembly Bill 1343 creating the California Architectural Paint Recovery Program. The new law requires paint manufacturers to develop and implement a program to collect, transport, and process post-consumer paint and other architectural coatings to reduce the costs and environmental impacts of their disposal in California. The program's primary goals are to: (1) reduce the generation of post-consumer architectural coatings; (2) promote reuse/using up post-consumer architectural coatings; and (3) ensure proper recycling and disposal at their end-of-life.

About PaintCare

The law allows for the formation of a non-profit stewardship organization to implement the program. To serve this purpose, PaintCare Inc. was formed by the American Coatings Association (ACA), the non-profit trade association for the paint and coatings industry. PaintCare submitted a management plan to the California Department of Resources Recycling and Recovery (CalRecycle) on behalf of paint manufacturers in April 2012. The Department approved the Plan on July 19, 2012. The California program began 90 days after Plan approval – on October 19, 2012.

Various studies have demonstrated that between 3% and 10% of all paint purchased is “leftover” – goes unused. To capture this paint, PaintCare will pay for storage containers, transportation and recycling/proper disposal for leftover paint delivered to contracted collection locations like yours. PaintCare will also conduct extensive public outreach about the Program and promote your store as a Drop-Off Site.

Before the PaintCare Program (“Program”), California residents and businesses recycled or disposed of paint through government-sponsored household hazardous waste (HHW) programs or through a hazardous waste management company. The PaintCare Program increases recycling opportunities for California consumers by partnering with hundreds of retail and reuse stores throughout the state to serve as paint Drop-Off Sites.

PaintCare Provides

Once a contract is established between PaintCare and the Drop-Off Site, the Program will provide the following:

- Paint storage Collection Bins (usually 1 cubic yard containers)
- Labels for paint Collection Bins
- Spill kit (upon request)
- Recordkeeping forms and/or log book
- Poster identifying your site as a PaintCare Drop-Off Site
- Educational print materials for your customers

PaintCare Does Not Provide

The Program does not provide personal protective equipment (PPE) or gear that may be required by the U.S. Occupational Safety and Health Administration (OSHA) or California occupational and safety regulations for your place of work. It is your site's responsibility to provide appropriate PPE for your workplace.

PaintCare has no authority and disclaims any responsibility to manage, direct, or supervise your employees, representatives, or agents, including how they perform the work and achieve compliance with applicable Law. PaintCare does not have responsibility for making day-to-day and critical decisions regarding the Services that you provide.

Who Can Be a Drop-Off Site

- PaintCare Drop-Off Sites may be any of the following:
- Municipal household hazardous waste collection facilities (permanent and temporary)
- Paint retailers including paint, hardware and home improvement stores, and reuse stores (i.e., stores that sell salvaged or excess building materials)
- Waste transfer stations, landfills, public works yards, and other appropriate, publicly accessible facilities

General Guidelines for Drop-Off Sites

Below are general guidelines for a typical Drop-Off Site. However, we recognize that each location will have unique logistical and operational considerations. PaintCare Drop-Off Sites must make their own decisions and use their best judgment to operate in the safest manner possible in accordance with applicable Law. To be a Drop-Off Site, you must:

- Accept Program Products from participants during your regular advertised or posted operating hours
- Have appropriate signage that informs the public of the hours of operation
- Display the PaintCare poster to identify you as a Drop-Off Site – this poster should be posted in a highly visible area, preferably at the entrance
- Have adequate space, staffing and training to collect and store Program Products and consolidate them only in Drop-Off Sites provided by or approved for use by PaintCare or its contractors to hold and transport Program Products
- Provide a secure space for empty and full Collection Bins
- Pack only Program Products into Collection Bins (see Section 3 for a description of Program Products)
- Schedule shipments of Program Products from your Drop-Off Site

- Do not accept, handle, pack, or ship Non-Program Products, including unacceptable containers (see Section 3 for list of Non-Program Products and unacceptable containers) because the Drop-Off Site may assume liability for Non-Program Products if it engages in these activities under California Health & Safety Code § 25217
- Maintain records
- Train staff to be familiar with the requirements and practices of this guide
- Have adequate comprehensive and/or commercial general liability insurance to cover potential risks and liability associated with activities on premises
- Know and comply with applicable federal, state and local laws as they pertain to your Drop-Off Site and train staff accordingly – these may include zoning requirements for your activities, state permit requirements (air, hazardous waste, water quality, solid waste, storm water) and OSHA requirements
- For additional information on state law regarding collection of the Program Products, visit the Department of Toxic Substance Control’s website at www.dtsc.ca.gov

Storage Area for Collection Bins

Establish a sufficient, dedicated storage area for Collection Bins and Program Products.

Collection Bins must include secondary containment to contain liquids in the event a can leaks while in storage; however, they should also be placed on an impermeable surface (e.g., concrete, asphalt, sealed wood floor) whenever possible.

Store Collection Bins away from ignition sources.

Place Collection Bins away from storm drains and floor drains.

Protect Collection Bins from temperature extremes by storing them inside or under cover if possible.

Mark the Collection Bin with the date the first Program Product is placed in it and ensure that no Collection Bin with content is stored for more than one hundred and eighty (180) days, as required by applicable Law.

If you store Collection Bins outdoors, you may need approval from your local fire or hazardous materials oversight agency.

Storage area information should be included in your Hazardous Materials Business Plan (HMBP) if required by your local fire or hazardous materials oversight agency.

Security

The Drop-Off Site should be secured and locked when it is closed or not attended.

Only Drop-Off Site staff should have access to the Collection Bins and storage area.

Use and Maintenance of Collection Bins

Keep Collection Bins closed, except when adding Program Products.

Maintain enough space around Collection Bins to inspect for leakage and emergency access.

Do not overfill Collection Bins.

Pack 5-gallon buckets on the bottom layer of the Collection Bins for stability.

Pack all Program Products (cans, buckets, bottles) upright and as tight as possible in the Collection Bins to protect contents from shifting and leaking in transit. Use safe practices for handling, storage and management of Program Products.

Use good housekeeping standards; keep paint storage areas clean and orderly.

Retailer Guidelines Section 2. Accepting Program Products

What Is Architectural Paint

It is an important responsibility for PaintCare Drop-Off Sites to only accept Program Products. Section 3 includes the primary examples of architectural paint products accepted by the PaintCare Program (“Program Products”) and paint or paint-related products not accepted by the PaintCare Program (“Non-Program Products”). Drop-Off Sites that accept Non-Program Products will be responsible for managing all Non-Program Products at the Drop-Off Sites’ expense.

Generally, architectural paints include latex and oil-based house paint, stains and clear coatings. The Program excludes (a) industrial maintenance coatings, labeled “for industrial use,” or other appropriate wording; (b) Original Equipment Manufacturer coatings or coatings used for OEM applications; and (c) specifically excluded Specialty coatings.

Architectural paint is classified as either latex (water-based) or oil-based (alkyd) and the classification is important in order to decide how the product should be handled and recycled. Being able to tell the difference between latex and oil-based products is also important in determining which types of businesses can use the PaintCare Program (see next two sub-sections).

Who Can Drop Off Program Products

The Program accepts paint from the following:

Households. Residents may drop off any Program Product.

CESQG Businesses. These are businesses that generate less than 100 kilograms (about 27 gallons) of hazardous wastes per month. These businesses are called CESQGs for “Conditionally Exempt Small Quantity Generators.” They are often small painting contractors or commercial property owners, but they can be any type of business as long as they do not generate more than 27 gallons of hazardous waste per month. CESQG businesses may drop off any Program Product.

SQG and LQG Businesses. These are businesses that generate more than 100 kilograms (about 27 gallons) of hazardous waste per month. These businesses are either Small Quantity Generators or SQGs (generate 100-1000 kilograms of hazardous waste per month) or Large Quantity Generators or LQGs (generate more than 1000 kilograms of hazardous waste per month) and are typically larger painting contractors or big manufacturing businesses. These businesses are more heavily regulated and they must use a hazardous waste management company to manage their hazardous waste, including oil-based paint. They may, however, drop off latex-based Program Product at PaintCare Drop-Off Sites.

Latex Paint is Special. When post-consumer latex paint is intended for recycling, as it is when accepted at PaintCare Drop-Off Sites, it may be considered by a special California law to be handled and considered “non-hazardous waste.” Therefore, SQG and LQG businesses may drop off latex paint at Drop-Off Sites, even though they may not drop off oil-based paint.

How to Know If a Business Qualifies

Each business is responsible for determining its own generator status under the applicable Law.

When a business has oil-based paint to drop off, they must sign the Paint Drop-Off Log, included in Appendix A, to verify that they are CESQGs and therefore qualified to use the Program for oil-based paint. The log includes an explanation of what types of businesses qualify to use the Program. (If a business has only latex paint, they do not need to sign anything.)

Once signed, you may accept up to 27 gallons of oil-based paint from a CESQG.

Paint Drop-Off Logs may be reviewed by PaintCare or government agencies and compared with a list of registered hazardous waste generators to see that only CESQG businesses are using the Program for their oil-based paint.

Can Drop-Off Sites Charge Fees?

Program participants should never be charged a fee; as a PaintCare Drop-Off Site you may not charge residents and qualifying businesses that are dropping off Program Products.

Retailer Guidelines Section 3. What Is Acceptable

Before accepting products from participants, Drop-Off Site staff must (1) check the product label to verify that it contains a Program Product, and (2) check the condition of the container for acceptance in the Program.

Program Products and Non-Program Products

Acceptable Products (Program Products)

- Interior and exterior paints: latex, acrylic, water-based, alkyd, oil-based, enamel (including textured coatings)
- Deck coatings, floor paints (including elastomeric)
- Primers, sealers, undercoaters
- Stains
- Shellacs, lacquers, varnishes, urethanes (single component)
- Waterproofing concrete/masonry/wood sealers and repellents (not tar or bitumen-based)
- Metal coatings, rust preventatives
- Field and lawn paints

Unacceptable Products (Non-Program Products)

- Paint thinners, mineral spirits, solvents
- Aerosol paints (spray cans)
- Auto and marine paints
- Art and craft paints
- Caulking compounds, epoxies, glues, adhesives
- Paint additives, colorants, tints, resins
- Wood preservatives (containing pesticides)
- Roof patch and repair
- Tar and bitumen-based products
- 2-component coatings
- Deck cleaners
- Traffic and road marking paints
- Industrial Maintenance (IM) coatings
- Original Equipment Manufacturer (OEM) (shop application) paints and finishes

Acceptable Containers and Unacceptable Containers

Acceptable

- The Program Product must be in its original container
- The container must be labeled as containing one of the designated Program Products listed below
- The container must be in good condition and not leaking
- The container must be 5 gallons in size or smaller

Not Acceptable

- The container is not original (e.g., paint was transferred into a jar)
- The container does not have an original label
- The container is leaking or has no lid
- The container is larger than 5 gallons
- The container is empty

Retailer Guidelines Section 4. Operations

Greet the Consumer

Participants must be assisted and supervised when they come to drop off Program Products. Drop-Off Site staff should greet participants and verify eligibility of the participant and their leftover paint products as Program Products.

Examine the Product

- Screen products to ensure that only the following are accepted:
- Container is 5 gallons in size or smaller
- Original container has original label that is readable
- Container had a lid and is not leaking
- Latex paint from anyone
- Oil-based paint from households and CESQG businesses
- **IMPORTANT:** Never open or allow the participant to open a program product container

Screen products to ensure that the following are not accepted:

- Non-Program Products
- Oil-based paint from SQG or LQG businesses

Drop-Off Site Limits

While PaintCare Program intends to collect as much Program Product as is available, we recognize that your Drop-Off Site may have storage limitations. PaintCare Drop-Off Site may voluntarily limit the amount of Program Products they accept from a customer. We recommend setting a limit of 5-gallons per participant per visit, though you may accept more at your discretion.

If your Collection Bins are completely full, inform the participant that you are temporarily unable to accept Program Products and redirect them to the nearest alternative PaintCare Drop-Off Site (see: <http://www.paintcare.org>) or ask them to come back at a later date. Contact the PaintCare Hauler immediately to have your Collection Bins picked-up and replaced with empties.

If you have a participant with a significant amount of Program Products that your location cannot manage, contact PaintCare directly for additional assistance. We may direct the participant to another PaintCare Drop-Off Site that can manage the large load or offer a direct pickup.

Refusing an Unacceptable Product

Do not accept any containers that are larger than 5 gallons, empty, unlabeled or leaking, and do not accept Non-Program Products from any participant.

When refusing a Program Product, Drop-Off Site staff must:

- Explain why the Program Product cannot be accepted (not part of Program, unlabeled, etc.)
- Refer the individual to the local municipal HHW collection program, garbage hauler or health department for assistance; HHW facilities can typically accept Non-Program Products from households and CESQG businesses

Storing and Packing Collection Bins

Place Program Products into Collection Bins immediately upon acceptance to minimize the possibility of spills.

Place 5-gallon containers at the bottom of Collection Bins to provide stability for second layer of 1 gallon and smaller cans.

Place all Collection Bins upright to prevent leaks or spills.

Pack the Program Products as tightly as possible inside the Collection Bins. This helps to keep paint products from shifting during transit.

If being stored outside, keep lids on Collection Bins to keep out rain.

Make sure the Collection Bin lid sits flat on top the Collection Bin.

All Program Products must be stored in Collection Bins at all times.

Never overfill Collection Bins.

Contact your local fire and/or hazardous materials oversight agency to find out if you need a Hazardous Materials Business Plan (HMBP) specific to your Drop-Off Site to accept and store Program Products.

Closing a Drop-Off Site

Please notify PaintCare in writing at least 60-days before stopping collection services to give us adequate time to remove your information from Program promotional materials.

As soon as possible, remove the poster (“Recycle Your Paint Here”) from the Drop-Off Site and post a new sign at the entrance to the site to notify the public that you will no longer be accepting Program Products.

Before your last pick-up, verify that all Program Products and Collection Bins are returned to PaintCare.

Retailer Guidelines Section 5. Working with Haulers

PaintCare contracts with public and private transporters for the delivery of supplies, empty Collection Bins and pick-up of full Collection Bins.

Scheduling the Hauler to Pick Up Collection Bins

When half of your Collection Bins are full or you anticipate that your Collection Bins will be full within fourteen (14) days in rural areas and five (5) days in urban areas, call your Hauler to schedule a pickup. The name of your Hauler and the contact information is written on the cover of this guide.

When establishing an appointment for pick-up, please indicate:

- That your facility is a PaintCare Drop-Off Site
- Name of Drop-Off Site and address
- Your name
- Your phone number
- Number of full Collection Bins to be picked up and the number of empty Collection Bins needed for replacement

Preparing Collection Bins for Removal

On the scheduled pickup day, Collection Bins should be readily accessible to the Hauler for quick and efficient loading. The Hauler will bring shipping documents and Collection Bin labels. Please assist the Hauler with Collection Bin loading and off-loading and keep a copy of the shipping documents for your records.

Retailer Guidelines Section 6. Inspections and Records

Inspections

Drop-Off Site staff should:

- Inspect the Drop-Off Site and storage area to ensure Collection Bins are closed properly and the area is secured
- Inspect Collection Bins for damage and report any damaged Collection Bins to PaintCare for replacement or repair
- Inspect Collection Bin for damaged or missing labels and correct as necessary
- Inspect the spill kit monthly to make sure that it is complete and not damaged. Contact PaintCare's hauler to request additional spill kit supplies. Materials will be provided at the next Collection Bin pickup.

Record Keeping

- The following records are to be maintained for a minimum of 3 years:
- Inspection records
- Paint Drop-Off Log (see: Appendix A)
- Employee training records (see: Appendix B)
- Bills of Lading and/or other documentation required by applicable Law for outgoing shipments of Program Products

Retailer Guidelines Section 7. Training and Safety

Training

All employees handling Program Products must receive training in product identification, acceptance, handling, packaging, inspection and emergency response procedures before collecting Program Products or engaging in any PaintCare Program activities.

Ensure that employees conduct Program Products collection activities in a safe manner that protects workers and the environment.

Ensure Program Products collection activities follow general safety practices including proper lifting techniques.

Ensure Drop-Off Site employees are equipped for and understand hazards associated with Program Products.

Maintain training plans and records for each employee.

A form for recording staff training is included in Appendix B.

Safety

Store personal protective equipment (PPE) and spill response equipment in an accessible location adjacent to the Collection Bins.

Ensure the Drop-Off Site is equipped with appropriate emergency response equipment including a fire extinguisher, spill kit and PPE. Monthly inspections of equipment are recommended.

Ensure spill kit contains at a minimum safety goggles, gloves, absorbent, duct tape and plastic bags.

Ensure emergency procedures and emergency contact numbers including police, fire department and emergency services are posted by phone near the Drop-Off Site area.

If applicable, develop and maintain emergency action plan as required by OSHA.

If required by federal, state or local law, familiarize police, fire departments and emergency response teams with the layout of your facility, properties of Program Product handled at your facility and evacuation routes.

A form for recording emergency contacts is included in Appendix C.

Retailer Guidelines Section 8. Spill Response

Spills

The information in this section will assist with spills from damaged or leaking Program containers. It is important that all Drop-Off Site staff understand corrective actions to minimize exposure to people or the environment.

Collection Bins should be kept in a clean, accessible area. Avoid spills through good housekeeping, safe handling techniques, proper storage and best management practices.

Clean up any spill or release of Program Product immediately and place spill residue in a sealed container in a Collection Bin. Label it. Contact PaintCare to replenish spill kit materials as needed.

Reporting

Any spill or release of Program Product to the environment through a storm drain, waterway or soil contamination of more than 10 gallons must be immediately reported to the appropriate governmental authority, including the Certified Unified Program Agency, (“CUPA”). Contact PaintCare within 24-hours of making such a report.

Post emergency contact numbers including police, fire department, and emergency services.

Spill Kits

Upon request, PaintCare provides each Drop-Off Site with a spill kit containing:

- Latex gloves
- Safety glasses
- Absorbent
- Plastic bags

Any material used should be replaced immediately after it is used. Contact PaintCare for replacement items.

Spill Response Procedures

If a spill is small enough to be managed by Drop-Off Site staff, follow these steps:

- Isolate the area and restrict access to the spill
- Ensure personal safety, put on protective gear (glasses and gloves) provided in the spill kit
- Stop the movement of paint by placing the leaking container upright or in a position where the least amount will spill, and place leaking container in plastic bags provided in spill kit

- Contain the spill by placing absorbent pads or granular absorbent around and on the spill – if outdoors, place barriers around storm drains to prevent a release to the environment
- Collect the contaminated absorbent material and place it in plastic bag(s) along with the leaking container and contaminated PPE, seal the bag(s) and place in the Collection Bin
- Remove any clothing that may be contaminated, wash thoroughly to remove spilled material from your hands or body
- Replace any used spill control supplies
- Document the date, location and amount and type of material spilled
- Immediately report the spill to the appropriate governmental authority

Retailer Guidelines Appendix A

Paint Drop-Off Log (for businesses and organizations)

Eligibility: A business or organization may use the PaintCare program to manage program-eligible hazardous waste products (e.g., unwanted oil-based paint, varnishes, solvents) only if it provides the information below and certifies that all hazardous waste it provides to the PaintCare program qualifies as exempt under federal (40 CFR § 262.14) and analogous state/local hazardous waste generator rules for very small quantity generators. Among other criteria, each business/organization responsible for generating waste at a site must, at that site, (1) generate no more than 100 kilograms (about 25 gallons or 220 pounds) of hazardous waste per calendar month, (2) generate no more than 1 kilogram (about 2.2 pounds) of acute hazardous waste per calendar month, and (3) accumulate no more than 1,000 kilograms of hazardous waste at any given time.

Because generator status can vary from month to month, your organization must sign and date this log sheet each time that it seeks to manage hazardous waste through the PaintCare program.

Certification Statement: By signing this document, I certify that all hazardous waste being provided to the PaintCare program qualifies as exempt waste under applicable federal and state/local laws. My organization releases and holds harmless the entity accepting this waste, as well as PaintCare Inc., its sole member and related companies, and their agents, employees, member companies, officers, directors, successors, and assigns from any liability, claim, injury, losses or damages arising from my organization's provision of any materials to the PaintCare program.

[This log sheet may be provided to state agencies upon their request.]

Date	Oil-Based Paint Gallons	Name of Business/Organization	Address of Business/Organization	Name of Person Dropping Off Paint	Signature	Phone Number

Retailer Guidelines Appendix C

Emergency Contact Information

This form is to be completed prior to the first day of collection.

Basic Local Emergency Contacts

Facility Emergency Coordinator (name/phone): _____

Alternate Emergency Coordinator (name/phone): _____

Fire Department Phone Number: 911

Police Phone Number: 911

Hospital Phone Number: _____

For Spills of Program Product:

Report any spill or release of Program Product to the environment (air, water or soil) greater than 10 gallons or any release of any Program Product to the storm drain or waters of the State to the appropriate local and state enforcement agencies immediately, and to PaintCare within 24 hours.

Local Agency (name/phone): _____

State Agency (name/phone): California Emergency Management Agency (1-800-852-7550)

PaintCare: 1-855-PAINT09

Other (name/phone): _____

Other (name/phone): _____

Appendix E. Registered Manufacturers

Registered Manufacturers California Paint Stewardship Program as of 6/30/2019

1. 2Guard, 1276 S Lyon St, Santa Ana, CA, 92705
2. A. P. Nonweiler Co., 3321 County Rd A, Oshkosh, WI, 54901
3. Ace Hardware Paint Division, 2200 Kensington Ct, Oakbrook, IL, 60523
4. Acrylatex Coatings & Recycling Inc, 1001 W Kirkwall Rd, Azusa, CA, 91702
5. Acrylic Technologies Inc, 8914 NE Alderwood Rd, Portland, OR, 97220
6. Advanced Protective Products, 17 -12 River Rd, Fair Lawn, NJ, 07410
7. AFM Safecoat (See American Formulating & Manufacturing)
8. Akzo Nobel Paints, 16651 W Sprague Rd, Strongsville, OH, 44136
9. All Deck (See Environmental Coating Systems Inc)
10. Amazon Environmental Inc, 779 Palmyrita Ave, Riverside, CA, 92507
11. Amazon Paint (See Amazon Environmental Inc)
12. American Formulating & Manufacturing, 3251 3rd Ave, San Diego, CA, 92103
13. Ames Research Laboratories, 1891 16th St SE, Salem, OR, 97302
14. Amteco, Inc, 1100 Jefferson St PO Box 9, Pacific, MO, 63069
15. Anchor Paint Manufacturing, 7205 Gilpin Way #200, Denver, Colorado, 80233
16. Anvil Paints & Coating Inc, 1255 Starkey Rd, Largo, FL, 33771
17. Armstrong-Clark Company, 14949 Camage Ave, Sonora, CA, 95370
18. Associated Paint Inc, 10160 NW South River Dr, Medley, FL, 33178
19. AVM Industries, 8245 Remmet Ave, Canoga Park, CA, 91304
20. Backdrop Inc, 247 W 30th St, Suite 12A, New York, NY, 10001
21. Basic Coatings (See Betco Corporation LTD)
22. Behr Process Corporation, 3001 South Yale St, Santa Ana, CA, 92704
23. Behr (See Masterchem Industries)
24. Benjamin Moore & Co., 360 Route 206, PO Box 4000, Flanders, NJ, 07836
25. Betco Corporation LTD, 2124 George Flagg Parkway, Des Moines, IA, 50321
26. Betterbilt Chemicals (See Starco Group, The)
27. Beyond Paint, 234 Valencia Cir, St Petersburg, FL, 33716

28. Bioshield Paint, 3005 St Francis D Ste 2-A, Santa Fe, NM, 87505
29. Bond Distributing, Ltd., 701 Beta Dr Ste 1, Mayfield Village, OH, 44143
30. BP Pro (See S. Vann Inc)
31. Brunner Ind. Group (See Smith Paint Products)
32. California Paint Recycling, 4420 Beloit Dr Unit 50, Sacramento, CA, 95838
33. California Products Corp, 150 Dascomb Rd, Andover, MA, 01810
34. Cameo Specialty Coatings, 405 E Gardena Blvd Unit E, Gardena, CA, 90248
35. Catalina Industries, 11919 Vose St, North Hollywood, CA, 91605
36. Catalina Paints (See Catalina Industries)
37. CBD Group (See Sherwin-Williams)
38. CertainTeed Gypsum, 2424 Lakeshore Rd West, Mississauga, ON, L5J 1K4, Canada
39. Chalk Country Paint, 1364 W Michigan Ave, Battle Creek, MI, 49037
40. CIC Coatings, 2935 Almeta Ln, McKinney, TX, 75069
41. Clare, Inc, 246 5th Ave, Suite 622, New York, New York, 10001
42. Clayton Corp (See Convenience Products)
43. Clemons Concrete Coatings (See Ware Products)
44. Clinical Paints (See Imperial Paints)
45. Cloverdale Paint, 6950 King George Hwy, Surrey, BC, V3W4Z1, Canada
46. Coating Development Group, 2823 East Schiller St, Philadelphia, PA, 19134
47. Colorama Paints & Supply Inc, 5261 Linda Vista Rd, San Diego, CA, 92110
48. Comex North America, 6625 Miramar Rd, San Diego, CA, 92121
49. Complementary Coatings Corp, 360 Route 206, PO Box 4000, Flanders, NJ, 07836
50. Conklin Company, 551 Valley Park Dr PO Box 155, Shakopee, MN, 55379
51. Contract Coatings Corp, 706 E Main St, Stockton, CA, 95202
52. Convenience Products, 866 Horan Dr, Fenton, MO, 63026
53. Corlin Paint, 1950 Dr Martin Luther King Jr Pkwy, Chico, CA, 95928
54. Country Chic Paint Ltd., 5-2994 Boys Rd, Duncan, BC, V9L 6W4, V9L 6W4
55. Couture Collection, The (See Great Walls Supply, Inc)

56. CRC Industries, 885 Louis Dr, Warminster, PA, 18974
57. Crescent Bronze Co., Inc (See A. P. Nonweiler Co.)
58. CrystaLac Company, 6205 Highway 91 N., Mountain City, TN, 37683
59. Custom Building Products, 13001 Seal Beach Blvd, Seal Beach, GA, 30305
60. Custom Paint Product Group (See Sherwin-Williams)
61. Daich Coatings Corporation, 304 Gage Ave N, Hamilton, ON, L8L7A7, Canada
62. Daly's Inc, 3524 Stone Way N, Seattle, WA, 98103
63. Daly's Wood Finishing Products (See Daly's Inc)
64. Davis Colors (See Rockwood Pigments NA, Inc)
65. Davis Paint Co., 1311 Iron St, North Kansas City, MO, 64116
66. DavLaur Coatings, 34 Lori Cir, Maryland Heights, MO, 63043
67. Davlin Coatings, 700 Allston Wy PO Box 2929, Berkeley, CA, 94702
68. Diamond Vogel Paint (See Vogel Paint, Inc)
69. DJ Simpson Company Inc (See Simpson Coatings Group Inc)
70. Drikolor, 2471 Peralta St, Oakland, CA, 94607
71. Dryvit Systems, 1 Energy Way, West Warwick, RI, 2893
72. Duckback Products / Duckback Acquisition Corp, 2644 Hegan Ln, Chico, CA, 95928
73. Dunn-Edwards Corporation, 4885 E 52nd Place, Los Angeles, CA, 90040
74. Eagle IFP Company (See Ware Products)
75. Eco Safety Inc (See Eco Safety Products, Inc)
76. Eco Safety Products, 2921 W Culver St #4B, Phoenix, AZ, 85009
77. Eco-Steps Coatings (See Colorama Paints & Supply Inc)
78. Ecobond LBP, 14045 W. 66th Ave, Arvada, CO, 80004
79. ECOS Paints (See Imperial Paints)
80. Emiron Corporation (See American Formulating & Manufacturing)
81. EnviroCare Corporation, 10 Upton Dr #3, Wilmington, MA, 01887
82. EnviroCoatings Canada Inc, 5730 Production Way, Langley, BC, V3A4N4, Canada
83. Environmental Coating Systems Inc, 668 N Coast Hwy 511, Laguna Beach, CA, 92651

84. Epmar Corporation, 13210 Barton Cir, Whittier, CA, 90605
85. Evonik Degussa Corporation (See Evonik Industries)
86. Evonik Industries, 2507 NE 150th St, Vancouver, WA, 98686
87. Farrow & Ball Ltd, 310 Judson St Unit 11, Toronto, ON, M8Z5T6, Canada
88. Farwest Paint Mfg. Company (See Daly's Inc)
89. Faux Effects International, 3435 Aviation Blvd, Vero Beach, FL, 32960
90. Fine Paints of Europe, Route 4 West PO Box 419, Woodstock, VT, 05091
91. Forrest Paint Co, 990 McKinley St, Eugene, OR, 97402
92. Four Star Chemical (See Starco Group, The)
93. Franklin Paint Company, 259 Cottage St, Franklin, MA, 02038
94. Frazee Industries Holdings, Inc (See Comex North America, Inc)
95. Frazee Paint and Waovering (See Comex North America, Inc)
96. FUNiture (See Gilbertson's Safe Paints and Finishes)
97. Gaco Western, 18700 Southcenter Parkway, Tukwila, WA, 98188
98. Gardner-Gibson, 2457 E. 30th St, Vernon, CA, 90058
99. Gateway Paint and Chemical Company, 2929 Smallman St, Pittsburgh, PA, 15201
100. GDB International, One Home News Row, New Brunswick, NJ, 08901
101. Gemini Coatings, Inc (See Gemini Industries)
102. Gemini Industries, 421 SE 27th St, El Reno, OK, 73036
103. General Finishes, 2462 Corporate Cir, East Troy, WI, 53120
104. Gilbertson's Safe Paints and Finishes, 5551 Castle Dr, Huntington Beach, CA, 92649
105. Golden Artist Colors, 188 Bell Rd, New Berlin, NY, 13411
106. Great Walls Supply, Inc, 4230 Barringer Dr, Charlotte, NC, 28217
107. GreenSheen Eco-Friendly Paint, 1281 W. Dartmouth Ave, Englewood, CO, 80110
108. H. Behlen & Bro. (See RPM Wood Finishes Group, Inc)
109. Harrison Paint Company, 1329 Harrison Ave SW, Canton, OH, 44706-1521
110. Heartwood Corp (See Timber Pro Coatings)
111. Heirloom Traditions Paint, 4030 S Preston Hwy, Shepherdsville, Kentucky, 40165

112. Henry Company, 189 E Main St, Klamath Falls, OR, 97601
113. Hill Brothers Chemical Co., 1675 N Main St, Orange City, CA, 92867
114. Hocking International Laboratories, Inc, PO Box 2121, Rancho Santa Fe, CA, 92067
115. Homax Group Inc, The, 8015 E Pleasant Vallery Road, Independence, OH, 44131
116. ICP Construction (See California Products Corp)
117. Imperial Paint Company, 2526 NW Yeon Ave, Portland, OR, 97210
118. Imperial Paints, PO Box 489, Fairforest, SC, 29336
119. Inksolutions, 5928 S Garfield Ave, Commerce, CA, 90040
120. Insl-X Products (See Complementary Coatings Corp)
121. James Edward Muldown, 11278 Los Alamitos #324, Los Alamitos, CA, 90720
122. Janeway Bennett Paint Inc, 4620 Easton Dr, Bakersfield, CA, 93309
123. JDP, 215 S. Pacific St Suite 111, San Marcos, CA, 92078
124. Jeff Lewis Company, (See Jeff Lewis Paint)
125. Jeff Lewis Paint, 8033 Sunset Blvd, #3100, Los Angeles, California, 90046
126. JEM Industrial Coatings (See James Edward Muldown, Inc)
127. Jet Coatings, 1531 Esperanza St, Los Angeles, CA, 90023
128. Kelly Moore Paint Company, Inc, 987 Commercial St, San Carlos, CA, 94070
129. Kop-Coat, Inc, 436 Seventh Ave, Pittsburgh, PA, 15219
130. Laticrete International, 1 Laticrete Park North, Bethany, CT, 06524
131. Lauzon, 2101 cote des Cascades, Papineauville, QC, J0V1R0, Canada
132. Lawnlift (See JDP)
133. Life Paint Company, 12927 Sunshine Ave PO Box 2488, Santa Fe Springs, CA, 90670
134. Loop Recycled Products, 940 Chippawa Creek Rd, Niagara Falls, ON, L2E6S5, Canada
135. Lullaby Paints (See Imperial Paints)
136. Mad Dog Paint Products, 309 Plum St North, Northfield, MN, 55057
137. MAPEI Corp, 1144 E Newport Center Dr, Deerfield Beach, FL, 33442
138. Masterchem Industries, 3135 Old Hwy M, Imperial, MO, 63052

139. Meoded Paint & Decoration, 6314 Santa Monica, Los Angeles, CA, 90038
140. Meoded Paints and Plasters (See Meoded Paint & Decoration)
141. Messmer's Inc, 9500 Hawley Park Rd PO Box 8, West Jordan, UT, 84081
142. Mia Colore (See Pure and Original)
143. Mikel and Company (See TriSealUSA)
144. Miller Paint Company Inc, 12812 NE Whitaker Way, Portland, OR, 97230
145. Modern Masters, 9380 San Fernando Rd, Sun Valley, CA, 91352
146. Momentive Performance Materials, 260 Hudson River Road, Waterford, NY, 12188
147. Monopole, Inc, 4661 Alger St, Los Angeles, CA, 90039
148. Murphy Wall Products International, 201 N.E. 21St ST, Fort Worth, Texas, 76164
149. Mylands, PO Box 1166, Collierville, TN, 38027
150. NCH Corporation, PO Box 152170, Irving, TX, 75015
151. New Image Coatings, 150 Dow St, Manchester, NH, 3101
152. Niles Manufacturing, 1950 Dr Martin Luther King Jr Pkwy, Chico, CA, 95928
153. Old Masters, 303 19th St SE, Orange City, IA, 51041
154. Old Town Paints, 9277 Bendel Pl Ste 255, Elk Grove, CA, 95624
155. Olivetti Organic Finishes, PO Box 460362, San Francisco, CA, 94116
156. One Time (See Bond Distributing, Ltd.)
157. Osmo Holz und Color GmbH &Co.KG/ Osmo NA, 4121 1st Ave S, Seattle, WA, 98134
158. Osmo USA (See Osmo Holz und Color GmbH &Co.KG/ Osmo NA)
159. Paint Exchange, The, 388 VFW Dr, Rockland, MA, 02370
160. PCI Acquisition, 1940 E Traffic Way, Springfield, MO, 65802
161. Penofin (See Performance Coatings, Inc)
162. Performance Coatings, 920 E 14th Ave Ste 201, Kansas City, MO, 64116
163. Perma-Chink Systems, 17635 NE 67th Ct, Redmond, WA, 98052
164. Pioneer Paint Company (See Janeway Bennett Paint Inc)
165. Ponderosa Paint Co., 3663 N Clovis Ave, Fresno, CA, 93727
166. PPG Architectural Finishes, 151 Colfax St, Springdale, PA, 15144

167. Precision Coatings (See PCI Acquisition,)
168. Premier Finishes Inc, PO Box 3146, Oregon City, OR, 97045
169. Preserva Products, Ltd, 12860 Earhart Ave, Auburn, CA, 95602
170. ProCoat Products, 260 Centre St Ste D, Holbrook, MA, 02343
171. Protek Paint LTD, 335 Horner Ave, Toronto, Ontario, M8W 1Z6, Canada
172. Pure and Original, Overstag 20, Lelystad, Flevopolder, 8221 RG, Netherlands
173. Quest Construction Products (See United Coatings and Hydro-Stop)
174. Quikrete, 3490 Piedmont Rd Ste 1300 Attn: Tax Department, Atlanta, GA, 30305
175. R-Crete Inc, 5 Windflower, Coto De Caza, CA, 92679
176. Rainguard International (See Weatherman Products, Inc)
177. Ready Seal, Inc, 1440 S. State Hwy 121, Suite 3, Lewisville, TX, 75067
178. Richard's Paint Manufacturing Co Inc, 200 Paint St, Rockledge, FL, 32955
179. Robson Enterprises, Inc (See Tried and True Wood Finishes)
180. Rockwood Pigments NA, 3700 E Olympic Blvd, Los Angeles, CA, 90023
181. Rodda Paint Company, 6107 N Marine Dr, Portland, OR, 97203
182. Roman Decorating Products, 824 State St, Calumet City, IL, 60409
183. RPM Wood Finishes Group, 22 S Center St PO Box 22000, Hickory, NC, 28603
184. Rudd Company, 1141 NW 50th St, Seattle, WA, 98107
185. Rust-Oleum Corporation, 11 Hawthorne Pkwy, Vernon Hills, IL, 60061
186. S. Vann Inc, 2941 W MacArthur Ste 138, Santa Ana, CA, 92704
187. SamaN, 1235 Rue de Lacadie, Victoriaville, Quebec, G6T 1W4, Canada
188. Sansin Corporation, The, 111 Macnab St, Strathroy, ON, N7G4J6, Canada
189. Sashco, Inc, 10300 E 107th Place, Brighton, CO, 80601
190. SaverSystems, Inc, 800 South 7th St, Richmond, IN, 47374
191. Scotch Paint Corporation, 555 W 189th St, Gardena, CA, 90248
192. Seal-Krete (See Convenience Products)
193. Sequoia Paint Co., 711 E 19th St, Bakersfield, CA, 93305
194. Seymour of Sycamore, 917 Crosby Ave, Sycamore, IL, 60178

195. Sheffield Bronze Paint Corp, 17814 S Waterloo Rd, Cleveland, OH, 44119
196. Sherwin-Williams, 101 Prospect Ave NW, Cleveland, OH, 44115
197. Sika Corporation, 201 Polito Ave, Lyndhurst, NJ, 07071
198. Simpson Coatings Group Inc, 111 S Maple Ave, South San Francisco, CA, 94080
199. Sinak Corporation, 1949 W Walnut Ave, San Diego, CA, 92101
200. Skybryte Company, 3125 Perkins Ave, Cleveland, OH, 44114
201. Smith Paint Products, 2200 Paxton St, Harrisburg, PA, 17111
202. Somay Products, 4301 NW 35th Ave, Miami, FL, 33142
203. Starco Group, The, 3137 e 26th St, Vernon, CA, 90058
204. Sto Corp, 3800 Camp Creek Pkwy SW Bldg 1400 #120, Atlanta, GA, 30331
205. Structures Wood Care, PO Box 599, Nisswa, MN, 56468
206. Sun Frog Products, 1980 Willamette Falls Dr Ste 120, West Linn, OR, 97068
207. Sunnyside Corporation, 225 Carpenter Ave, Wheeling, IL, 60090
208. Surtec, Inc, 1880 N MacArthur Dr, Tracy, CA, 95376
209. Sutherland Welles Ltd., 5575 Rte 100 N PO Box 180, North Hyde Park, VT, 05665
210. Sydney Harbour Paint Company, 1520 Cotner Ave, Los Angeles, CA, 90025
211. Synta, Inc, 675 Park N Blvd Ste 120, Clarkston, Ga, 30021
212. TexSton Industries Inc, 8025 Deering Ave, Canoga Park, CA, 91304
213. Texton (See TexSton Industries Inc)
214. Textured Coatings of America, 5950 South Avalon Blvd, Los Angeles, CA, 90003-1384
215. Texturline Decorative Products (See Protek Paint LTD)
216. Tibbetts Newport Corp, 1640 S Vermont Ave, Los Angeles, CA, 90006
217. Timber Pro Coatings, 2232 E Burnside Ave, Portland, OR, 97214
218. Tried and True Wood Finishes, 14 Prospect St, Trumansburg, NY, 14886
219. TriSealUSA, 1600 Stethern Ferry, Johns Creek, GA, 30022
220. True Value Manufacturing Company, 8600 W Bryn Mawr Ave, Chicago, IL, 60631
221. United Coatings and Hydro-Stop, 1465 Pipefitter St, North Charleston, SC, 29405
222. United Gilsonite Laboratories (UGL), 19011 E. Cataldo, Spokane Valley, WA, 99016

223. United States Gypsum Company (USG), 550 W Adams St, Chicago, IL, 60661
224. Valspar Corporation, 8725 W Higgins Road, Chicago, IL, 60631
225. Van Sickle Paint Mfg., 5700 NW 38th St, Lincoln, NE, 68501-2222
226. Vanex, Inc, 1700 S Shawnee St PO Box 987, Mt Vernon, IL, 62864
227. Vermont Natural Coatings, PO Box 512 180 Junction Rd, Hardwick, VT, 5843
228. Visions Paint Recycling (See Visions Recycling Inc)
229. Visions Recycling Inc, 4481 Kilzer Ave, McClellan, CA, 95652
230. Vista Paint Corporation, 2020 E Orangethorpe Ave, Fullerton, CA, 92831
231. Vogel Paint, P. O. Box 380, Orange City, IA, 51041
232. Ware Products 505 Cave Road, Nashville, TN, 37210
233. Waterlox Coatings Corporation, 9808 Meech Ave, Cleveland, OH, 44105
234. Weatherman Products, Inc, 902 W 18th St, Costa Mesa, CA, 92627
235. Westpac Materials, 341 West Meats Ave Attn: Todd Landreth, Orange, CA, 92865
236. Wood Iron Wood Finishes, 10475 Irma Dr, Unit 7, Northglenn, CO, 80233
237. Wood Kote Products Inc, 8000 NE 14th Place, Portland, OR, 97211
238. XIM Products Inc, 1169 Bassett Rd, Westlake, OH, 44145
239. Yenkin-Majestic Paint Corp, 1920 Leonard Ave PO Box 369004, Columbus, OH, 43219
240. Yolo Colorhouse, 519 NE Hancock Suite #B, Portland, OR, 97212

Appendix F. Density Targets

Urbanized Areas and Performance Against Density Coverage Targets Based on Year-Round Sites Only (FY2019)

Urbanized Area	Population	Target Number of Sites	Meeting Target	Number of Participating Sites	Short-fall
Antioch	278,712	5	Yes	5	0
Arroyo Grande-Grover Beach	54,906	1	Yes	3	0
Bakersfield	526,075	10	No	7	3
Camarillo	72,883	1	Yes	3	0
Chico	101,591	2	Yes	4	0
Concord	390,650	7	Yes	10	0
Concord	236,795	4	Yes	4	0
Davis	73,680	1	Yes	1	0
Delano	54,542	1	No	0	1
El Centro-Calexico	108,398	2	Yes	2	0
El Paso de Robles-Atascadero	69,384	1	Yes	9	0
Fairfield	135,019	2	Yes	3	0
Fresno	661,284	13	No	8	5
Gilroy-Morgan Hill	103,176	2	Yes	5	0
Hanford	89,846	1	No	0	0
Hemet	166,197	3	No	1	2
Indio-Cathedral City	350,709	7	Yes	11	0
Lancaster-Palmdale	343,025	6	No	5	1
Livermore	82,550	1	Yes	3	0
Lodi	71,072	1	Yes	1	0
Lompoc	53,002	1	Yes	2	0
Los Angeles/Long Beach/Anaheim: Gateway Communities	1,700,138	34	No	16	18
Los Angeles/Long Beach/Anaheim: Metro	1,855,006	37	No	7	30
Los Angeles/Long Beach/Anaheim: Orange County North	2,442,338	48	No	43	5
Los Angeles/Long Beach/Anaheim: San Fernando Valley East	1,157,483	23	No	14	9

Los Angeles/Long Beach/Anaheim: San Fernando Valley West	647,768	12	No	9	3
Los Angeles/Long Beach/Anaheim: South Bay	1,026,980	20	No	12	8
Los Angeles/Long Beach/Anaheim: Westside	999,134	19	Yes	19	0
Los Angeles/Long Beach/Anaheim: Ontario	609,673	12	Yes	15	0
Los Angeles/Long Beach/Anaheim: West San Gabriel Valley	941,593	18	No	7	11
Los Angeles/Long Beach/Anaheim: East San Gabriel Valley	942,439	18	No	12	6
Madera	79,905	1	Yes	1	0
Manteca	86,516	1	Yes	2	0
Merced	139,487	2	Yes	2	0
Mission Viejo-Lake Forest-San Clemente	587,673	11	Yes	12	0
Modesto	361,513	7	Yes	9	0
Murrieta-Temecula-Menifee	448,890	8	No	6	2
Napa	87,969	1	Yes	3	0
Oxnard	371,007	7	Yes	7	0
Petaluma	68,026	1	Yes	3	0
Porterville	72,093	1	Yes	1	0
Redding	122,727	2	Yes	8	0
Riverside-San Bernardino	1,950,716	39	No	22	17
Sacramento	1,739,141	34	Yes	37	0
Salinas	193,550	3	Yes	4	0
San Diego: Central, East and South Suburban	1,456,328	29	No	20	9
San Diego: North City	732,138	14	Yes	19	0
San Diego: North County	787,960	15	Yes	15	0
San Francisco-Oakland: East Bay North	1,044,376	20	No	15	5
San Francisco-Oakland: East Bay South	531,100	10	No	7	3
San Francisco-Oakland: Marin County	241,780	4	Yes	9	0

San Francisco-Oakland: San Francisco	806,166	16	Yes	22	0
San Francisco-Oakland: San Mateo	695,308	13	Yes	21	0
San Jose	1,674,435	33	Yes	35	0
San Luis Obispo	61,385	1	Yes	7	0
Santa Barbara	200,529	4	Yes	9	0
Santa Clarita	263,447	5	No	3	2
Santa Cruz	175,380	3	Yes	4	0
Santa Maria	131,102	2	Yes	3	0
Santa Rosa	323,201	6	Yes	12	0
Seaside-Monterey	116,786	2	Yes	3	0
Simi Valley	126,788	2	Yes	3	0
Stockton	375,171	7	Yes	9	0
Thousand Oaks	220,090	4	Yes	6	0
Tracy	88,650	1	Yes	2	0
Turlock	102,406	2	No	1	1
Vacaville	95,363	1	Yes	3	0
Vallejo	165,754	3	Yes	3	0
Victorville-Hesperia	333,745	6	No	5	1
Visalia (new this year)	223,449	4	Yes	4	1
Watsonville	79,363	1	Yes	3	0
Woodland	55,854	1	Yes	2	0
Yuba City	119,620	2	Yes	3	0

Urbanized Areas and Performance Against Density Coverage Targets Based on Year-Round and Supplemental Sites (FY2019)

Urbanized Area	Population	Target Number of Sites	Meeting Target	Number of Participating Sites	Short-fall
Antioch	278,712	5	Yes	6	0
Arroyo Grande-Grover Beach	54,906	1	Yes	4	0
Bakersfield	526,075	10	No	8	2
Camarillo	72,883	1	Yes	3	0
Chico	101,591	2	Yes	5	0
Concord	390,650	7	Yes	13	0
Concord	236,795	4	Yes	8	0
Davis	73,680	1	Yes	1	0
Delano	54,542	1	No	0	1
El Centro-Calexico	108,398	2	Yes	2	0
El Paso de Robles-Atascadero	69,384	1	Yes	10	0
Fairfield	135,019	2	Yes	3	0
Fresno	661,284	13	Yes	14	0
Gilroy-Morgan Hill	103,176	2	Yes	5	0
Hanford	89,846	1	Yes	1	0
Hemet	166,197	3	Yes	3	0
Indio-Cathedral City	350,709	7	Yes	14	0
Lancaster-Palmdale	343,025	6	Yes	6	0
Livermore	82,550	1	Yes	4	0
Lodi	71,072	1	Yes	2	0
Lompoc	53,002	1	Yes	2	0
Los Angeles/Long Beach/Anaheim: Gateway Communities	1,700,138	34	Yes	37	0
Los Angeles/Long Beach/Anaheim: Metro	1,855,006	37	No	16	21
Los Angeles/Long Beach/Anaheim: Orange County North	2,442,338	48	Yes	51	0
Los Angeles/Long Beach/Anaheim: San Fernando Valley East	1,157,483	23	No	22	1

Los Angeles/Long Beach/Anaheim: San Fernando Valley West	647,768	12	Yes	12	0
Los Angeles/Long Beach/Anaheim: South Bay	1,026,980	20	Yes	24	0
Los Angeles/Long Beach/Anaheim: Westside	999,134	19	Yes	26	0
Los Angeles/Long Beach/Anaheim: Ontario	609,673	12	Yes	15	0
Los Angeles/Long Beach/Anaheim: West San Gabriel Valley	941,593	18	Yes	26	0
Los Angeles/Long Beach/Anaheim: East San Gabriel Valley	942,439	18	Yes	24	0
Madera	79,905	1	Yes	1	0
Manteca	86,516	1	Yes	3	0
Merced	139,487	2	Yes	2	0
Mission Viejo-Lake Forest-San Clemente	587,673	11	Yes	15	0
Modesto	361,513	7	Yes	15	0
Murrieta-Temecula-Menifee	448,890	8	Yes	9	0
Napa	87,969	1	Yes	4	0
Oxnard	371,007	7	Yes	7	0
Petaluma	68,026	1	Yes	4	0
Porterville	72,093	1	Yes	1	0
Redding	122,727	2	Yes	9	0
Riverside-San Bernardino	1,950,716	39	No	26	13
Sacramento	1,739,141	34	Yes	40	0
Salinas	193,550	3	Yes	5	0
San Diego: Central, East and South Suburban	1,456,328	29	No	23	6
San Diego: North City	732,138	14	Yes	20	0
San Diego: North County	787,960	15	Yes	18	0
San Francisco-Oakland: East Bay North	1,044,376	20	Yes	25	0
San Francisco-Oakland: East Bay South	531,100	10	No	8	2
San Francisco-Oakland: Marin County	241,780	4	Yes	10	0

San Francisco-Oakland: San Francisco	806,166	16	Yes	24	0
San Francisco-Oakland: San Mateo	695,308	13	Yes	34	0
San Jose	1,674,435	33	Yes	51	0
San Luis Obispo	61,385	1	Yes	7	0
Santa Barbara	200,529	4	Yes	11	0
Santa Clarita	263,447	5	Yes	5	0
Santa Cruz	175,380	3	Yes	5	0
Santa Maria	131,102	2	Yes	4	0
Santa Rosa	323,201	6	Yes	13	0
Seaside-Monterey	116,786	2	Yes	6	0
Simi Valley	126,788	2	Yes	3	0
Stockton	375,171	7	Yes	10	0
Thousand Oaks	220,090	4	Yes	7	0
Tracy	88,650	1	Yes	4	0
Turlock	102,406	2	Yes	3	0
Vacaville	95,363	1	Yes	3	0
Vallejo	165,754	3	Yes	3	0
Victorville-Hesperia	333,745	6	Yes	6	0
Visalia (new this year)	223,449	4	Yes	5	0
Watsonville	79,363	1	Yes	4	0
Woodland	55,854	1	Yes	3	0
Yuba City	119,620	2	Yes	3	0

Appendix G. Expenses and Revenue Evaluation

Evaluation of PaintCare Program Expenses and Revenue

1. Introduction

PaintCare provides a five-year projection each fall in its annual report to CalRecycle. The projection reflects PaintCare's view of a most likely scenario, though it considers other possible outcomes. It is built using a revenue and expense modeling template which considers the previous five years' finances and planned increases or decreases in each budget category. The core program budget variables are:

Revenue from fees: (95% of revenue in FY19)

While PaintCare has no control over this variable, the projection considers both historic and current year trends. Annual paint sales in the previous five years have increased some years and decreased in others, averaging less than 0.1% change. In normal economic circumstances, annual changes beyond plus or minus 2% are seen as unlikely.

Investment Gain (Loss): (5% of revenue in FY19)

Though the exact return on the program's investment strategy cannot be determined, high, low and middle return levels based on historic outcomes can be envisioned.

Paint Collection, Transportation and Processing (CTP): (75% of expenses in FY19)

Overall drop-off site counts and associated CTP volumes are growing at a slower pace, as the program has shifted from program build-out to program maintenance. Sites also tend to remain in the program once active or are soon replaced by others if they stop participation, adding to stability of costs. Variables that may increase costs in future years include vendor price increases and additional CTP costs stimulated by increased marketing, outreach or expanding sites or services.

Communications: (12% of expenses in FY19)

While PaintCare has mandatory communications expenses simply to operate the program, it also has discretion to increase this budget area to grow and enhance the program. Dedicating more funds toward this area may simultaneously be able to improve the results of the program and moderate the program's surplus by stimulating additional paint reuse or recovery for recycling.

2. Projection Scenarios Discussion

PaintCare creates three plausible scenarios that show what happens when core program budget variables are modified within expected ranges. The projection also uses each scenario to model the outcome of reducing program fees by five cents across all container sizes beginning in FY21.

PaintCare prefers to make budgetary adjustments to reach its reserve policy target, in lieu of revising the fee structure, to avoid the need to increase fees again in the near future. From experience in other states, PaintCare understands that even the smallest change to the fee structure demands substantial time and effort from various program stakeholders to prepare, gain approval and implement. Scenario A reveals how adding \$1 million annually to enhance the program achieves the desired result without a fee decrease.

Scenario A (chosen scenario)

PaintCare has chosen to include an updated five-year projection that reflects a brief rebound in FY22 from the economic impact of COVID-19, followed in FY23-FY25 by stable revenue from fees and small increases in CTP. Growth in CTP costs reflects the maturity of the stewardship program, while a return to stability in revenue from fees reflects the historic stability of the paint market. Under these conditions, an additional \$1 million each year in expenses could be sustained while returning the program to its target reserve level (96% in FY25). Reducing the program by five cents in this scenario would take the program below its target range.

Scenario B

In this scenario, economic uncertainty continues, revenue from fees continues to decline in FY21-FY22, while CTP costs continue to grow, as in Scenario A. Under these conditions, the program would go below its target reserve range (62% in FY25) even without additional spending contemplated in Scenario A. Reducing the program by five cents in this scenario would only take the program further below its target range.

Scenario C

In this scenario, a strong recovery from the economic impact of COVID-19 results in revenue from fees steadily increasing each year beginning in FY22. During the same timeframe, CTP costs decline due a decline in recycling activities. Under these conditions, the program would still be above its target reserve range (148% in FY25), even with additional spending contemplated in Scenario A. Reducing the program by five cents in this scenario would put the program at the high end of its target range.

3. Projection Scenarios: Assumptions and Outcomes

Scenario assumptions are a preliminary assessment of the impact of COVID-19 and are subject to change. All three scenarios assume a 10% year-over-year decline in CTP expenses and revenue from fees in FY20 and no investment return in FY20. Revenue from fees and investment return are projected to rebound to differing degrees, with each scenario forecasting a different cadence.

Description	Scenario A	Scenario B	Scenario C
Note	Expenses track closely with revenue from fees	Expenses outpace revenue from fees	Expenses are outpaced by revenue from fees
Revenue from fees	4% increase in FY22, no increase in other years.	4% decrease each year FY21-FY22, 1% increase each year FY23-FY25	No increase in FY21, 2% increase each year FY22-FY25
Investment return	\$1 million return each year FY21-FY25	No investment return FY21-FY22, \$500,000 return each year FY23-FY25	No investment return FY21, \$1.5 million return each year FY22-FY25
CTP	Average annual increase of 1.8%	Average annual increase of 1.8%	Average annual decrease of 1%
Communications or other additional expenses	+\$1 million per year starting in FY21	None, due to reserve depletion	Communications (or other additional expenses): +\$1 million per year starting in FY21
Does scenario result in compliance with Reserve Policy?	Yes. Reserve ends FY25 at 96%.	No. Reserve ends FY25 at 62%.	No. Reserve ends FY2025 at 148%.
With fee decrease: does it result in compliance with Reserve Policy?	No. Reserve ends FY25 at 70%.	No. Reserve ends FY25 at 38%.	Yes. Reserve ends FY2025 at 119%.

4. Projection Scenarios: Reserve Balance Summary

The FY20 tables below shows the baseline — the similar starting point of each scenario at the end of the current fiscal year. The full projection for Scenario A showing all years FY20-FY25 is provided at the end of this submission.

FY20 – Revenue

Description	Scenario A	Scenario B	Scenario C
Revenue from fees	\$31,031,885	\$31,031,885	\$31,031,885
Investment gain (loss)	0	0	0
Total Revenue	\$31,031,885	\$31,031,885	\$31,031,885

FY20 – Expenses

Description	Scenario A	Scenario B	Scenario C
CTP	\$24,627,223	\$24,627,323	\$24,627,323
Communications	\$3,500,000	\$3,500,000	\$3,500,000
All other expenses	\$4,508,874	\$4,508,874	\$4,508,874
Total Expenses	\$32,636,097	\$32,636,097	\$32,636,097

FY20 – Other

Description	Scenario A	Scenario B	Scenario C
Total Change in Net Assets	\$(1,604,212)	\$(1,604,212)	\$(1,604,212)
Net Assets, beginning of year	\$49,412,286	\$49,412,286	\$49,412,286
Net Assets, end of year	\$47,808,074	\$47,808,074	\$47,808,074
Reserve level	146%	146%	146%

The FY25 tables below shows the end point of each scenario.

FY25 – Revenue

Description	Scenario A	Scenario B	Scenario C
Revenue from fees	\$32,273,161	\$29,465,564	\$33,589,911
Investment gain (loss)	\$1,000,000	\$500,000	\$1,500,000
Total Revenue	\$33,273,161	\$29,965,564	\$35,089,911

FY25 – Expenses

Description	Scenario A	Scenario B	Scenario C
CTP	\$26,916,159	\$26,916,159	\$23,420,244
Communications	\$4,500,000	\$3,500,000	\$4,500,000
All other expenses	\$5,073,745	\$5,073,745	\$5,073,745
Total Expenses	\$36,489,904	\$35,489,904	\$32,993,990

FY25 – Other

Description	Scenario A	Scenario B	Scenario C
Total Change in Net Assets	(\$4,216,743)	(\$6,024,321)	\$595,921
Net Assets, beginning of year	\$38,070,172	\$27,667,200	\$46,829,189
Net Assets, end of year	\$34,853,429	\$22,142,860	\$48,925,110
Reserve level	96%	62%	148%

The FY25 table below shows the end point for each scenario, with a \$0.05 fee decrease in all container categories. All other variables and values from FY25 are held constant.

FY25 – (\$0.05 Fee Decrease in FY21)

Description	Scenario A	Scenario B	Scenario C
Revenue from fees	\$30,371,723	\$27,729,541	\$31,610,894
Total Change in Net Assets	(\$6,118,181)	(\$7,760,363)	(\$1,383,096)
Net Assets, beginning of year	\$30,537,554	\$20,806,411	\$39,293,630
Net Assets, end of year	\$25,419,372	\$13,546,047	\$39,410,534
Reserve level	70%	38%	119%

5. Options for Use of Reserve Funds

Beginning in 2019, PaintCare and CalRecycle used monthly update meetings to consider where PaintCare could increase the highest and best use of paint managed under the program, and where additional program funds would be useful to this end. Meeting topics included increasing program convenience, adjustments to the contracting process, and use of increased expenditures to stimulate higher volumes of paint recovery and/or rates of paint reuse and recycling. From the discussions, stimulating additional reuse and recycling volumes emerged as key consensus areas where PaintCare could leverage its program funds and role as a stewardship organization to greatest effect.

Concurrently, PaintCare held a series of brainstorming sessions with its staff that generated options and preferred alternatives for increasing the program's measurable reuse volume. In 2020, PaintCare will consult with California reuse partners and its haulers to refine its approach and determine the allocation for increasing reuse in its FY21 budget.

6. Conclusion

PaintCare is considering using excess reserve funds by increasing its annual expenses by \$1 million beginning in FY21 in two key areas:

- Increased Communications budget, with the intention of increasing utilization of program services by raising mass awareness of the program. Additional communication expenses will be approved as needed to support marketing of community paint reuse activities and events.
- Increased financial support for activities that increase paint reuse, with exact details to be specified in consultation with reuse partners.

The exact amount and timing of spending excess reserve funds requires approval of PaintCare's Board of Directors and is subject to revision. A decision to maintain or revise course will be made twice yearly, during spring budgeting and fall annual report preparation.

Revenue Projection for Revenue FY20-FY25

Description	FY2020 Forecast Year 8 (\$)	FY2021 Forecast Year 9 (\$)	FY2022 Forecast Year 10 (\$)	FY2023 Forecast Year 11 (\$)	FY2024 Forecast Year 12 (\$)	FY2025 Forecast Year 13 (\$)
Revenue from fees	31,031,885	31,031,886	32,273,161	32,273,161	32,273,161	32,273,161

Projection for Expenses FY20-FY25

Description	FY2020 (\$)	FY2021 (\$)	FY2022 (\$)	FY2023 (\$)	FY2024 (\$)	FY2025 (\$)
Paint processing	18,280,310	18,645,916	19,391,753	19,585,670	19,781,527	19,979,342
Paint transportation	3,339,626	3,406,418	3,542,675	3,578,102	3,613,883	3,650,022
Collection supplies and support	3,007,288	3,067,434	3,190,131	3,222,032	3,254,253	3,286,795
Communications	3,500,000	4,500,000	4,500,000	4,500,000	4,500,000	4,500,000
Personnel, professional fees, and other	1,242,138	1,357,112	1,389,110	1,422,229	1,456,507	1,491,984
State administrative fees	240,000	240,000	240,000	240,000	240,000	240,000
Allocation of corporate activity	3,026,736	3,087,271	3,149,016	3,211,996	3,276,236	3,341,761
Total expenses	32,636,097	34,304,150	35,402,685	35,760,030	36,122,405	36,489,904

Projection for Other FY20-FY25

Description	FY2020	FY2021	FY2022	FY2023	FY2024	FY2025
Investment gain (loss)	-	\$1,000,000	\$1,000,000	\$1,000,000	\$1,000,000	\$1,000,000
Change in net assets	(\$1,604,212)	(\$2,272,265)	(\$2,129,524)	(\$2,486,869)	(\$2,849,244)	(\$3,216,743)
Net assets, beginning of year	\$49,412,286	\$47,808,074	\$45,535,809	\$43,406,285	40,919,417	\$38,070,172
Net assets, end of year	\$47,808,074	\$45,535,809	\$43,406,285	\$40,919,417	\$38,070,172	\$34,853,429
Reserve level	146%	133%	123%	114%	105%	96%

7. Statement on the Impact of COVID-19

As of the date of submission, the effects of the COVID-19 pandemic on PaintCare's finances are not known. At present, a number of HHW programs have temporarily closed and have canceled spring 2020 events and economic indicators have shown short-term volatility. The projections included in this submission attempt to reflect these impacts based on best available current information. PaintCare will continue to monitor the programmatic impact of COVID-19 closely and update its budget and projections accordingly.