



# **Market Development Activities**

In the Materials Management  
and Local Assistance Division

# CalRecycle Business Assistance and Partners



Available Funds FY 2019-20 \$6,250,000

RECYCLING MARKET DEVELOPMENT ZONES

RMDZ: 205 low interest loans given totaling \$165,428,775

Other partners with financing and program resources:



## GHG Reduction Loans and Grants



*Putting Cap-and-Trade Dollars to Work for California*



Available Funds:  
FY 2019-20  
\$2,500,000.



*Creating New Jobs  
Fighting Climate Change  
Feeding the Hungry*



# RMDZ & GHG Loan Programs


## Recycling Market Development Zone Loan Program (RMDZ) & Greenhouse Gas Reduction Loan Program (GHG)

### Loan Terms and Conditions

- **Purpose:** Finance recycling manufacturing equipment and related costs.
- **Loan Amount:** Up to \$2 million or 75 percent of total project cost, whichever is less.
- **Interest Rate:** 4.00 percent fixed.
- **Term:** 10 years secured by equipment financed and business assets, or 15 years when partially or wholly secured by real estate.

### Information

- **Website:** <https://www.calrecycle.ca.gov/Funding/>
- **Contact:**  
<https://www2.calrecycle.ca.gov/Forms/BizAssistance/RMDZInfo/>
- **Email:** [Loans@CalRecycle.ca.gov](mailto:Loans@CalRecycle.ca.gov)



# Highlight of Recycled Manufacturers



CalRecycle Website Resources:

RCPM Directory: <https://www2.calrecycle.ca.gov/BuyRecycled/Manufacturers/Directory/>

RMDZ mapping tool: <https://www2.calrecycle.ca.gov/bizassistance/rmdz/zones/>

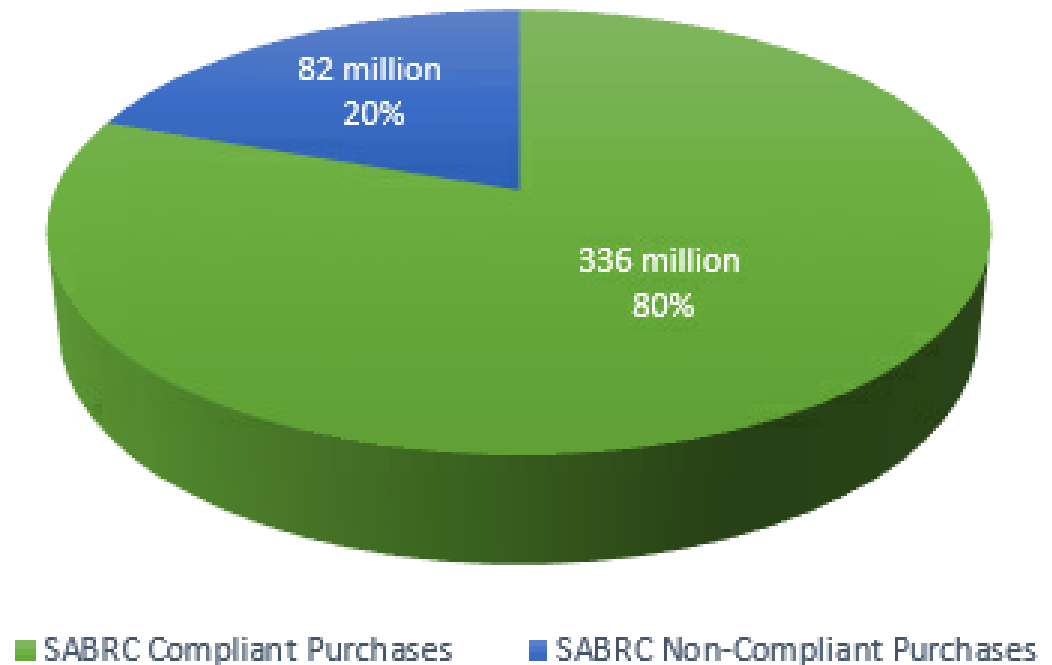


# State Agencies Buying Recycled

---

# State Agency Buy Recycled Campaign

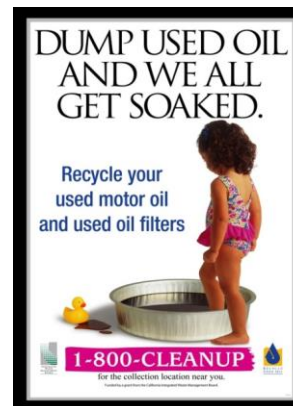

## Statewide SABRC Compliance 2018-2019



# Grant & Payment Programs

\$100 Million Distributed Annually

- Greenhouse Gas Reduction
  - Organics
  - Recycled Fiber, Plastic, & Glass
  - Food Waste Prevention & Rescue
  - Reuse
- Tire Recycling
  - Tire-Derived Pavement
  - Tire-Derived Products
  - Tire-Derived Aggregate
  - Tire Incentives
- Waste Tire Cleanup & Amnesty
- Waste Tire Enforcement
- Bev. Container City/County & Competitive
- Local Conservation Corps
- Local Enforcement Agencies
- Used Oil Recycling
- Farm & Ranch
- Household Hazardous Waste



# Tire Recycling, Cleanup, & Enforcement Grants

<b>Grant</b>	<b>Tire-Derived Product (TDP)</b>	<b>Tire Incentive Grant Program (TIP)</b>	<b>Rubberized Pavement (TRP)</b>	<b>Tired-Derived Aggregate (TDA)</b>
Amount	\$647,000	\$2.2 Million	\$6.4 Million	\$850,000
Application Opened	March 2019	May 2019	July 2019	Nov 2019
Awards	\$57,000-150,000	\$70,000-500,000	\$35,000 – 500,000	\$50,000 – 250,000

# Greenhouse Gas Reduction Grants Allocations



Grant Program	Food Waste Prevention & Rescue	Organics (ORG)	Fiber, Plastic & Glass (FPG)	Pilot Reuse
Amount	\$11.26 Million	\$16.1 Million	\$11.7 Million	\$2 Million
Application Opened	Dec 2018	Sept 2019	Jan 2019	Aug 2020 (tentative)
Awards	\$50,000 – 500,000	Up to \$3 Million/project	\$Up to \$3 Million/project	

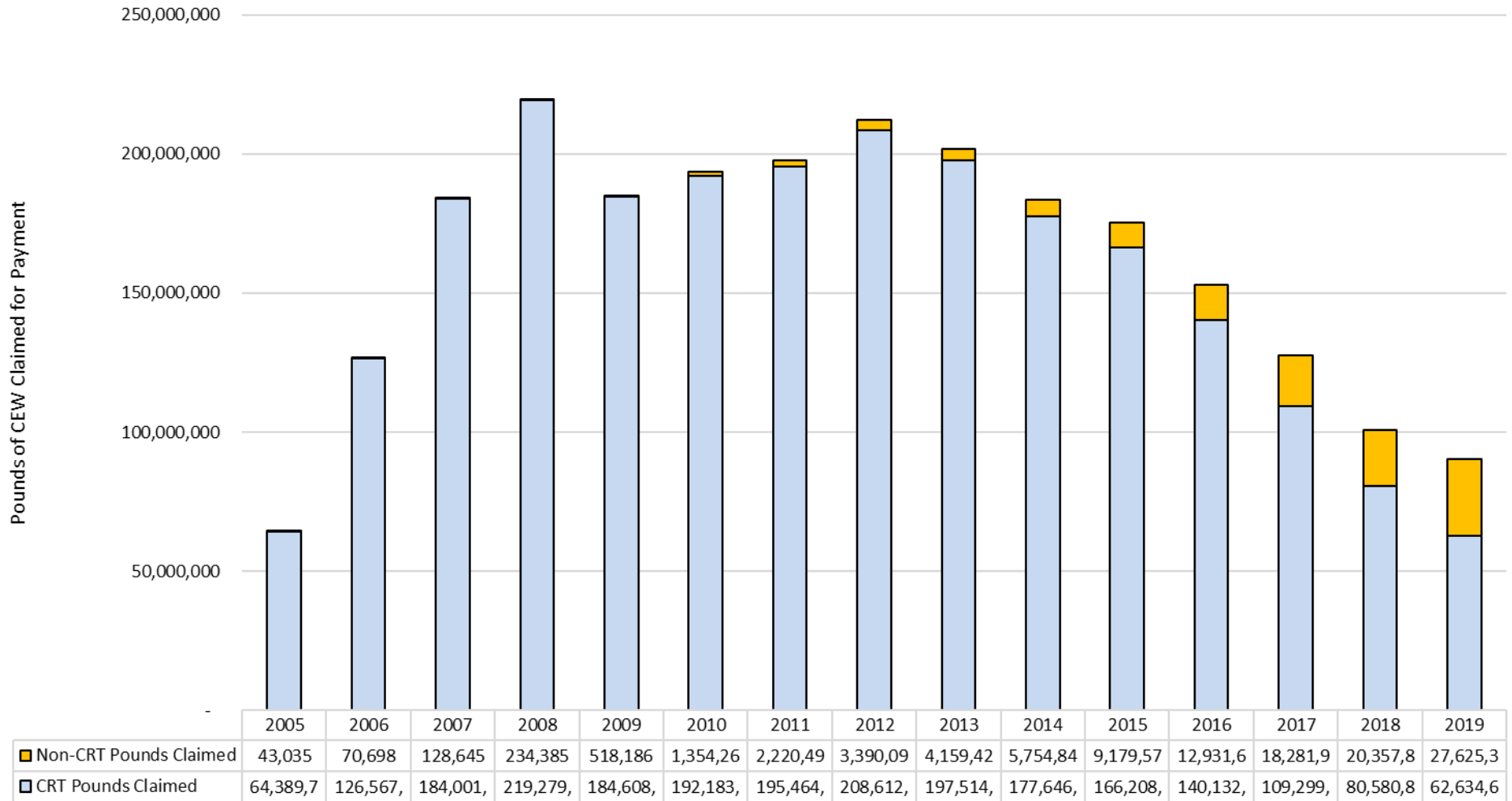
# Covered Electronic Waste Recycling Program

## SB 20 – 2003

- Payment system for covered electronic devices; ~\$50 M /year
- 2.4 billion pounds of CEW managed
- Robust in-state infrastructure
- Increased Payment Rates to Collectors and Recyclers:
  - \$.26/lb. recovery rate for all CEW
  - \$.66/lb. combined recovery and recycling rate for CRT CEW
  - \$.87/lb. combined recovery and recycling rate for non-CRT CEW

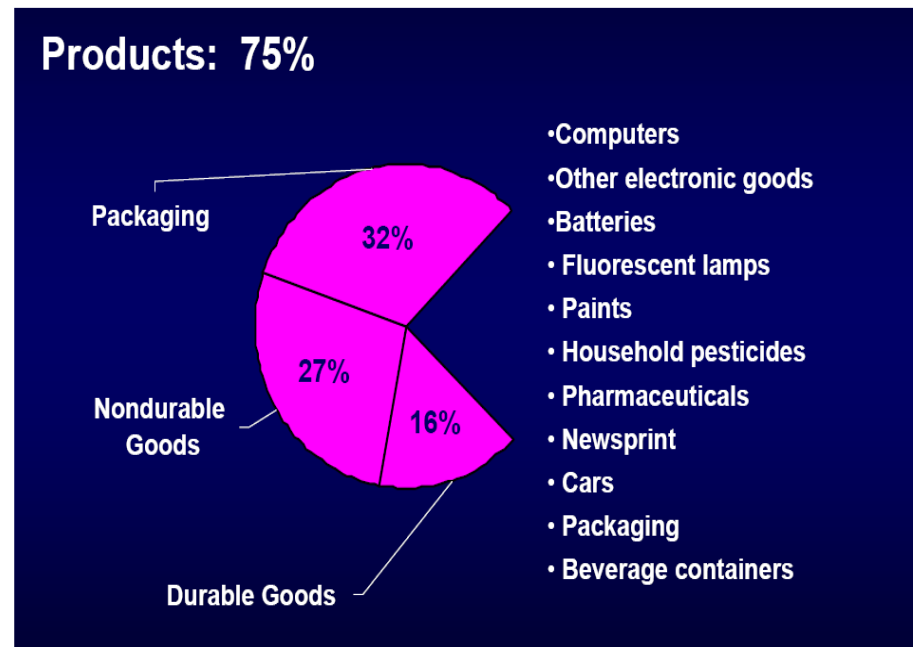


# Covered Electronic Waste Recycling Payment System 2005-2019 Pounds of CRT and Non-CRT CEW Claimed for Payment



# Extended Producer Responsibility

- Carpet
- Paint
- Mattresses
- **Sharps**
- **Pharmaceuticals**



# Financial support from CARE

- 73 public carpet drop-off sites in 50 counties provided with collection containers, transportation, and education materials
- \$0.02 to \$0.37 per pound incentives/subsidies
- \$7.8 million in CARE grants awarded to date
- Capital Improvement (equipment for processors/manufacturers): \$2 million available
- New Product Testing: \$500,000 available
- Micro-grants (for drop-off site improvements): \$200,000 available

# Financial support from MRC

- **Infrastructure-** 190 drop-off sites, 97 events, 40 curbside bulky item pick-up programs, commercial volume pick-ups of 100+ units
- **Grants-** \$192,000 to 24 collection sites
- **Illegal Dumping Initiative-** \$15 per unit incentive for reporting (52,270 units collected by 54 participants)
- **Consumer Incentive** - \$3 incentive to drop-off mattresses to MRC-contracted recycling facilities

# Financial support from PaintCare

- Collection containers, transportation, and processing services for drop-off sites
- Large-volume pickups of 200+ gallons
- \$1.60 per gallon to paint reuse programs
- \$100,000 grant to increase recycling of paint